



COMMONWEALTH of VIRGINIA

Commonwealth Transportation Board

W. Sheppard Miller, III
Chairperson

1401 East Broad Street
Richmond, Virginia 23219

(804) 482-5818

MINUTES

MEETING OF THE COMMONWEALTH TRANSPORTATION BOARD

WORKSHOP MEETING

VDOT Central Auditorium

1221 East Broad Street

Richmond, Virginia 23219

April 15, 2025

The workshop meeting of the Commonwealth Transportation Board was held in the Central Office Auditorium of the Virginia Department of Transportation in Richmond, Virginia, on April 15, 2025. The Chairman, W. Sheppard Miller, presided and called the meeting to order at 9:07 a.m. beginning with the Pledge of Allegiance.

Present: Messrs. Byers, Coleman, Davis, Fowlkes, Good, Kasprovicz, Lawson, Laird, Smoot, Stant, Ms. Dunlop, Ms. Green, Ms. Sellers, Mr. Brich, ex officio, Commissioner of Highways and Ms. Tiffany Robinson, ex officio, Director of the Department of Rail and Public Transportation.

Absent: Mr. Gribbin

Agenda 1. 2026 VPRA Capital Budget / Disposition of Railroad Property
DJ Stadler, Executive Director, Virginia Passenger Rail Authority
Referenced by attachment of presentation.

Agenda 2. Economic Development Access Program Allocation Requests
Pulaski County, Botetourt County and the City of Lynchburg
Terry Short, Virginia Department of Transportation
Referenced by attachment of presentation.

Agenda 3. SMART SCALE Project Cancellations

- North Augusta Sidewalk – Lambert Street to Terry Court (UPC 115137)
Located in the Staunton District
- North August Sidewalk – Terry Street to Meadowbrook Road (UPC 115140)
Located in the Staunton District
- Route 35/40 Roundabout (UPC 123042) Located in the Hampton Roads District
Kimberly Pryor, Virginia Department of Transportation
Referenced by attachment of presentation.

- Agenda 4.** Fiscal Year 2025 Budget Revision: Financial Impact of Emergency Response
Laura Farmer, Virginia Department of Transportation
Referenced by attachment of presentation.

The Chair suspended the meeting at 10:34 a.m. on April 15, 2025, to afford the Board ten-minute break.

The Chair called the suspended meeting to order at 10:39 a.m. on April 15, 2025, without objection Workshop item 8 was taken out of order, being presented at the beginning of the reconvened suspended meeting.

- Agenda 5.** Draft Fiscal Year 2026 CTF and VDOT Budgets
Laura Farmer, Virginia Department of Transportation
Referenced by attachment of presentation.

- Agenda 6.** Draft Fiscal Year 2026 Six Year Improvement Program and Agency Budget
Deanna Oware, Virginia Department of Rail and Public Transportation
Zack Trogon, Virginia Department of Rail and Public Transportation
Emily Stock, Virginia Department of Rail and Public Transportation
Referenced by attachment of presentation.

The Chair suspended the meeting at 11:53 a.m. on April 15, 2025, for lunch.

The Chair reconvened the suspended meeting to order at 12:45 p.m. on April 15, 2025.

- Agenda 7.** VDOT- Draft FY2026-2031 Six Year Improvement Program
Kimberly Pryor, Virginia Department of Transportation
Referenced by attachment of presentation.

- Agenda 8.** 2025 General Assembly Session Overview
Jo Anne Maxwell, Virginia Department of Transportation
Referenced by attachment of presentations.

- Agenda 9.** Director's Items
Tiffany Robinson, Virginia Department of Rail and Public Transportation
Referenced by attachment of presentation.

- Agenda 10.** Commissioner's Items
Stephen Brich, Virginia Department of Transportation

- Agenda 11.** Secretary's Items
Shep Miller, Secretary of Transportation

Minutes
Meeting of the Commonwealth Transportation Board
Workshop Session
April 15, 2025
Page 2

ADJOURNMENT:

The meeting adjourned at 1:46 p.m. on April 15, 2025.

Respectfully Submitted:

Carol Mathis,

Assistant Secretary to the Board

###



COMMONWEALTH of VIRGINIA

Commonwealth Transportation Board

W. Sheppard Miller, III
Chairperson

1401 East Broad Street
Richmond, Virginia 23219

(804) 482-5818
Fax: (804) 786-2940

COMMONWEALTH TRANSPORTATION BOARD WORKSHOP AGENDA

VDOT Central Office Auditorium
1221 East Broad Street
Richmond, Virginia 23219
April 15, 2025
9:00 a.m.

1. 2026 VPRA Capital Budget / Disposition of Railroad Property
DJ Stadtler, Executive Director, Virginia Passenger Rail Authority
2. Economic Development Access Program Allocation Requests
Pulaski County, Botetourt County and the City of Lynchburg
Terry Short, Virginia Department of Transportation
3. SMART SCALE Project Cancellations
 - North Augusta Sidewalk – Lambert Street to Terry Court (UPC 115137)
Located in the Staunton District
 - North August Sidewalk – Terry Street to Meadowbrook Road (UPC 115140)
Located in the Staunton District
 - Route 35/40 Roundabout (UPC 123042) Located in the Hampton Roads District
Kimberly Pryor, Virginia Department of Transportation
4. Fiscal Year 2025 Budget Revision: Financial Impact of Emergency Response
Laura Farmer, Virginia Department of Transportation
5. Draft Fiscal Year 2026 CTF and VDOT Budgets
Laura Farmer, Virginia Department of Transportation
6. Draft Fiscal Year 2026 Six Year Improvement Program and Agency Budget
Deanna Oware, Virginia Department of Rail and Public Transportation
Zack Trogdon, Virginia Department of Rail and Public Transportation
Emily Stock, Virginia Department of Rail and Public Transportation
7. VDOT- Draft FY2026-2031 Six Year Improvement Program
Kimberly Pryor, Virginia Department of Transportation
8. 2025 General Assembly Session Overview
Jo Anne Maxwell, Virginia Department of Transportation

Agenda
Meeting of the Commonwealth Transportation Board
Workshop Session
April 15, 2025
Page 2

9. Director's Items
Tiffany Robinson, Virginia Department of Rail and Public Transportation
10. Commissioner's Items
Stephen Brich, Virginia Department of Transportation
11. Secretary's Items
Shep Miller, Secretary of Transportation

#



VPRA Capital Budget Update

Purpose of Today's Update

- 1) Provide update on key VPRA capital projects
- 2) Inform CTB of request for approval of disposition of VPRA property, selling Seminary Passage, Broad Run Strip, and operating easements to VRE
- 3) Review VPRA's FY2026 Capital Budget

I-95 Corridor Capital Projects (\$ in millions)

Project Description	Estimate Level	Expenses Incurred to Date	FY25	FY26	FY27	FY28	FY29	FY30	FY31	Total Project Budget
Phase 1 Required										
Alexandria Fourth Track	5	\$15.8	\$41.9	\$55.5	\$97.3	-	-	-	-	\$210.5
Franconia to Lorton Third Track	4	12.2	14.8	15.9	56.8	139.0	36.3	-	-	275.0
Franconia-Springfield Bypass	4	15.8	29.8	116.5	142.2	87.9	12.8	-	-	405.0
Railroad Bridges over Newington Road	4	1.8	1.9	2.2	22.3	27.0	5.8	-	-	61.0
Potomac Creek Third Track (Siding A) Trackwork	4	5.9	8.3	8.3	24.8	44.3	45.3	20.4	0.1	157.4
Potomac Creek Third Track (Siding A) Roadwork	3	-	1.0	1.7	6.0	10.8	4.5	-	-	24.0
Woodford to Milford Third Track (Siding B)	4	2.2	5.9	3.5	13.1	20.1	16.1	9.4	-	70.3
Hanover Third Track (Siding C) Trackwork	4	1.7	5.9	7.9	17.3	29.2	8.0	-	-	70.0
Hanover Third Track (Siding C) Roadwork	3	0.5	3.3	9.5	25.0	25.3	8.4	-	-	72.0
Phase 2 Required										
Long Bridge - North	4	49.7	114.0	207.9	165.3	238.6	150.7	126.3	27.3	1,079.8
Long Bridge - South	3	24.4	59.1	124.1	254.8	431.8	187.9	116.4	0.7	1,199.2
Neabsco Creek to Woodbridge Third Track (Siding D)	2	0.2	0.4	3.7	5.1	36.1	36.4	33.9	-	115.8
Aquia Creek Third Track (Siding E)	2	0.1	0.4	3.5	4.9	29.7	29.4	28.6	-	96.6
Crossroads Third Track (Siding F)	2	0.2	0.4	3.6	5.2	35.1	35.0	32.9	-	112.4
L'Enfant Fourth Track and Station Improvements	2	0.3	0.1	0.1	0.1	18.1	18.1	16.4	-	53.2
Phase 1 Timeline (not required for service)										
King and Commonwealth Bridges	4	2.3	8.6	34.3	33.5	5.4	-	-	-	84.1
Richmond Layover Facility	3	2.0	3.0	-	-	-	-	-	-	5.0
Other										
TRV Right of Way Transaction Costs	7	26.6	8.2	-	-	-	-	-	-	34.8
Total I-95 Corridor Rail Projects		\$161.7	\$307.0	\$598.2	\$873.7	\$1,178.4	\$594.7	\$384.3	\$28.1	\$4,126.1

Utility Relocation Projects										
Franconia to Lorton Third Track: Fairfax	1	-	4.2	11.7	-	-	-	-	-	15.9
Potomac Creek Third Track: Stafford	1	-	0.4	0.6	-	-	-	-	-	1.0
Total I-95 Corridor		\$161.7	\$311.6	\$610.5	\$873.7	\$1,178.4	\$594.7	\$384.3	\$28.1	\$4,143.0



Long Bridge North



Status and Key Negotiation Items:

- A joint venture of Skanska and Flatiron (SFJV) won the competitive bid in December of 2023 for this Progressive Design-Build project that will construct tracks and bridges in DC
- SFJV taking the design from 30% to 60%
- Is 60% design too robust?
- Who assumes the risk for productivity loss due to railroad delays?
- How to accommodate the remaining design budget
- Allowances to cover major sources of risk

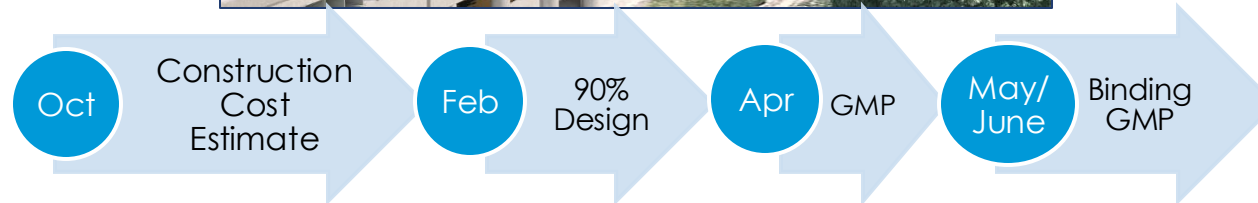
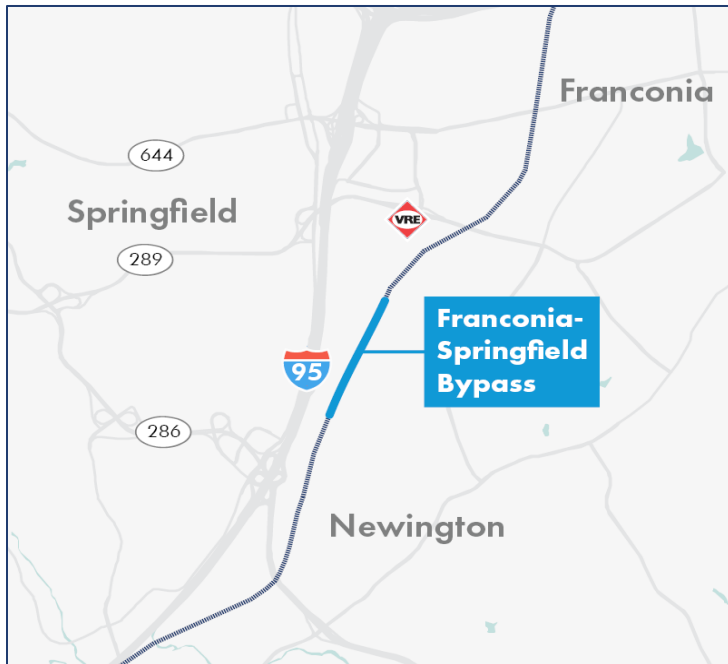
Long Bridge South



Status and Key Negotiation Items:

- A consortium of Trumbull, Fay, and Wagman (aka Long Bridge Rail Partners) won the competitive bid in January 2025 for this Design-Build project that will construct a new two-track bridge over the Potomac River
- Project at 30% design
- Price negotiated as part of the procurement, but a final Scope Validation Phase will finalize the price; that phase should be complete by Q3 2025

Franconia-Springfield Bypass



Status and Key Negotiation Items:

- A joint venture of Flatiron and Herzog (FHJV) won the competitive bid in December 2023 for this Construction Manager/General Contractor (CM/GC) project that will construct an almost mile-long bypass bridge and associated track to deconflict freight and passenger train movements
- Guaranteed Maximum Price (GMP) construction contract currently under negotiation
- Final construction cost submitted to VPRA April 2025 – currently reconciling with VPRA's independent cost estimate (ICE)
- Commercial terms developed to reduce risk of track availability for construction
- Additional commercial terms for fuel and steel price adjustments
- Re-procurement off-ramp available to VPRA if no agreement on price/contract with GC

Western Rail Corridor / Other Capital Projects (\$ in millions)

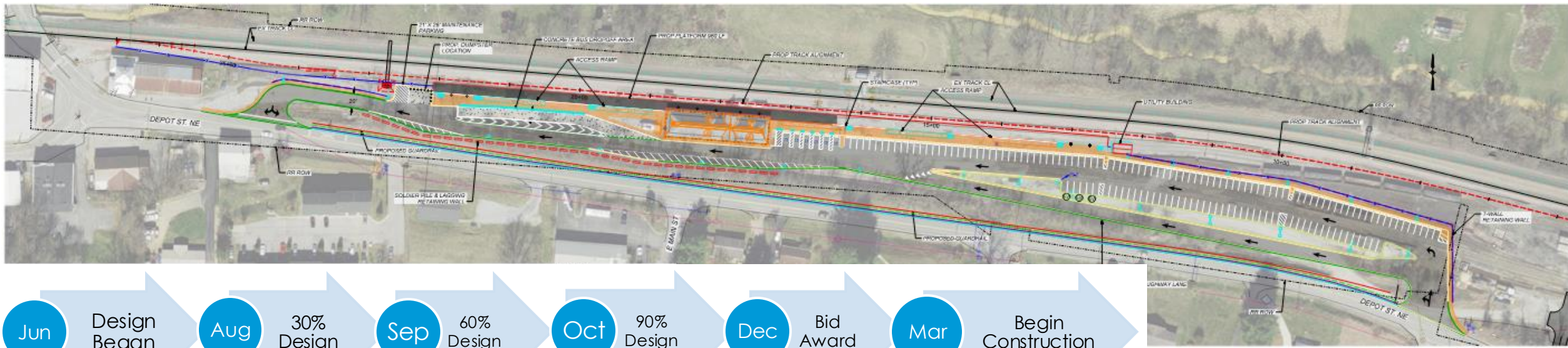
Project Description	Estimate Level	Expenses Incurred to Date	FY25	FY26	FY27	FY28	FY29	FY30	FY31	Total Project Budget
Cambria Platform & Radford Layover	5	\$0.1	\$19.5	\$41.4	\$10.5	-	-	-	-	\$71.5
Total Western Rail Corridor Projects		\$0.1	\$19.5	\$41.4	\$10.5	-	-	-	-	\$71.5

Project Description	Estimate Level	Expenses Incurred to Date	FY25	FY26	FY27	FY28	FY29	FY30	FY31	Total Project Budget
Ettrick Station Improvements - SOGR	4	\$0.5	\$1.7	\$9.3	-	-	-	-	-	\$11.5
Ettrick Station Planning	1	-	-	1.3	-	-	-	-	-	1.3
Staples Mill Station Improvements	1	0.1	0.6	0.8	7.1	3.6	-	-	-	12.2
Platform & Station Improvements - SOGR/ADA	1	-	0.8	1.4	7.8	4.2	-	-	-	14.2
Arkendale to Powell's Creek Third Track Construction	6	97.8	3.6	-	-	-	-	-	-	101.4
Manassas Line - Transaction	7	-	315.0	-	42.0	-	-	-	-	357.0
Seminary Passage - Transaction	7	-	55.3	-	-	-	-	-	-	55.3
Manassas Line & Seminary Passage Transaction Costs	7	0.5	4.8	-	-	-	-	-	-	5.3
Manassas Line - Capital Maintenance	1	-	3.0	4.0	4.1	4.2	4.4	4.6	4.7	29.0
S-Line 30% Design	7	0.5	1.0	16.5	15.0	6.5	-	-	-	39.5
Total Other Capital Projects		\$99.4	\$385.8	\$33.3	\$76.0	\$18.5	\$4.4	\$4.6	\$4.7	\$626.7

Estimate Level 1: Rough Order of Magnitude **2:** Conceptual Design **3:** 30% Design **4:** 60% Design **5:** Final Design **6:** Construction **7:** Explicit Cost



New River Valley Passenger Rail Extension



Status and Key Items:

- Anderzack Pitzen won the competitive bid released by NS that will construct a pocket track, platform, & parking lot in Christiansburg and a layover facility in Radford.
- **New River Valley Christiansburg Station Site** - Early works construction on maintenance of way facility almost complete; further limited construction has begun while awaiting the Land Disturbance Permit from the Town of Christiansburg. Tree felling was completed to adhere with the time of year restriction for Threatened & Endangered Species. Station Authority will renovate the old station once NS work complete.
- **Radford Layover Facility** - Construction has begun at the site. Clearing & grubbing is complete, and site grading & drainage ongoing.



NRV Groundbreaking Ceremony

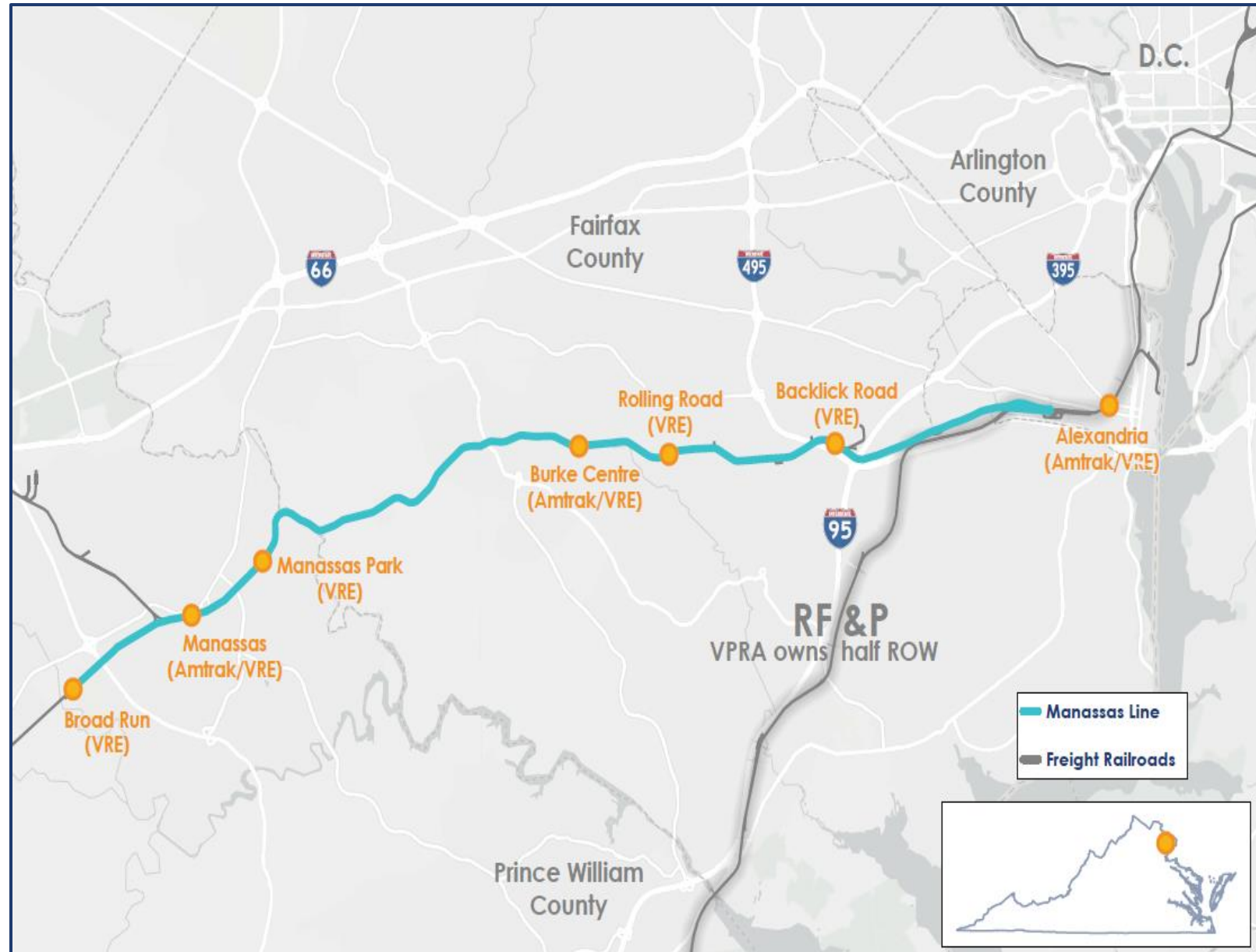


**NEW RIVER
VALLEY STATION
GROUNDBREAKING
CEREMONY**

**THURSDAY
APRIL
24
10:30-11:30 A.M.**

Manassas Line Purchase

- VPRA acquired ~24 miles of the Norfolk Southern Manassas Line in 2024
 - VPRA controls two passenger tracks and selects dispatcher
 - Ability to add/modify VRE frequencies – Virginia controls own destiny after Long Bridge is constructed
 - Acquired Seminary Passage in Alexandria, which includes through tracks for VRE & Amtrak Trains and a yard for VRE storage
 - Enables 3rd Track to Broad Run in future
 - VRE assisted with the purchase and will have certain rights to track and yards
- **Cost control for VRE access**

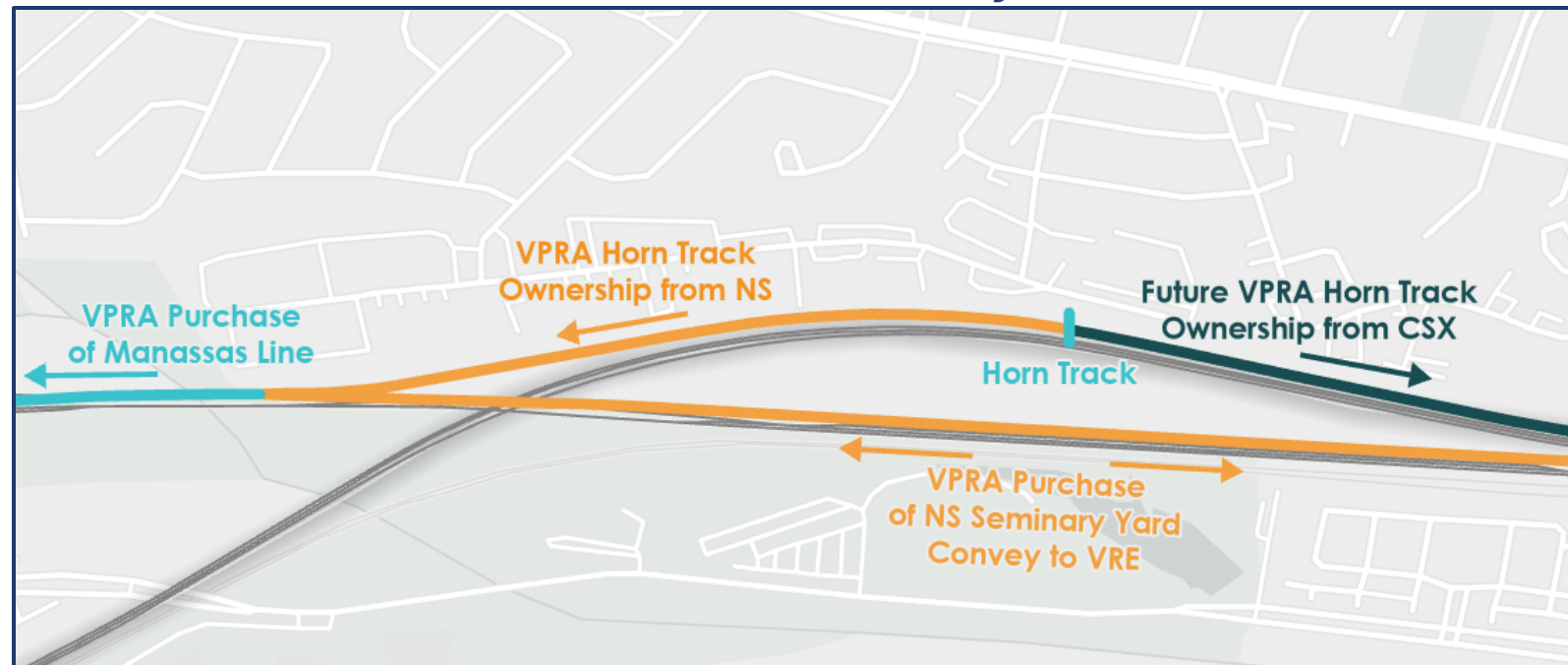


Sale of Property and Easements to VRE

- Va. Code Sec. 33.2-293(B) empowers VPRA to sell real property interests
 - CTB approval required when FMV is greater than \$5M
 - VPRA will seek CTB approval by resolution at future CTB meeting
 - Same process was used for sale of V-Line to Norfolk Southern in 2024
- Four property interests to VRE (M-Line)
 - Sale of Seminary Yard in Alexandria
 - Sale of Broad Run Strip in Manassas
 - Easement at five passenger platforms
 - Operating easement over single track

- \$155M Purchase Price

Horn Track and Seminary Yard Area in Alexandria



FY2026 Capital Budget Changes

	Estimate Level	FY26 Budget	Amended FY25 Budget	YOY Change	Change Overview
Western Rail Corridor					
Cambria Platform & Radford Layover	5	\$71	\$65	\$6	Refined Cambria parking lot cost estimate
Other Capital Projects					
Ettrick Station Planning	1	1	-	1	Earmark – CRISI award
Platform Improvements - SOGR/ADA	1	14	21	(7)	Adjustment for Staples Mill award
Staples Mill - SOGR/ADA	2	13	-	13	CRISI award
Capital & Operating Grants					
VRE Passthrough Grants	-	189	188	1	VRE grant funding
VRE Track Lease Payment-NS	-	9	7	2	Track access fee updated to NS agreement
Total Capital Budget Change				\$16	

1: Rough Order of Magnitude 2: Conceptual Design 3: 30% Design 4: 60% Design 5: Final Design 6: Construction 7: Explicit Cost



Capital Budget Revenue Sources

I-95 Corridor	Expenses Incurred to Date*	FY25	FY26	FY27	FY28	FY29	FY30	FY31	Total	Total Sources %
Total Uses	\$161.7	\$311.6	\$610.5	\$873.7	\$1,178.4	\$594.7	\$384.3	\$28.1	\$4,143.0	
Amtrak Capital Contribution	34.9	86.0	117.5	195.1	349.1	131.5	29.8	0.1	944.0	23%
CTB Allocated - VPRA	8.1	18.3	122.6	110.7	717.4	188.3	46.3	8.5	1,220.2	29%
Federal Grants	-	129.3	314.8	415	34.3	5.0	10.0	-	908.4	22%
Local Contributions incl. VRE	21.8	7.5	8.7	29.3	7.5	25.6	36.9	7.5	144.8	4%
Passenger Ticket Revenue - Financing	-	-	-	-	14.2	100.8	95.4	-	210.4	5%
Other State Funding incl. CRF	96.9	70.5	46.9	123.6	55.9	143.5	165.9	12.0	715.2	17%
Total Sources	\$161.7	\$311.6	\$610.5	\$873.7	\$1,178.4	\$594.7	\$384.3	\$28.1	\$4,143.0	

Western Rail Corridor	Expenses Incurred to Date*	FY25	FY26	FY27	FY28	FY29	FY30	FY31	Total	Total Sources %
Total Uses	\$0.1	\$19.5	\$41.4	\$10.5	-	-	-	-	\$71.5	
2021 Appropriations Act	0.1	18.1	28.4	-	-	-	-	-	46.6	65%
VPRA Fund	-	1.4	13.0	10.5	-	-	-	-	24.9	35%
Total Sources	\$0.1	\$19.5	\$41.4	\$10.5	-	-	-	-	\$71.5	

Other	Expenses Incurred to Date*	FY25	FY26	FY27	FY28	FY29	FY30	FY31	Total	Total Sources %
Total Uses	\$99.4	\$385.8	\$33.3	\$76.0	\$18.5	\$4.4	\$4.6	\$4.7	\$626.7	
Federal Grants	-	1.0	6.3	5.8	-	-	-	-	13.1	2%
Local Contributions	-	-	16.5	15.0	6.5	-	-	-	38.0	6%
VPRA Fund	99.4	384.8	10.5	55.2	12.0	4.4	4.6	4.7	575.6	92%
Total Sources	\$99.4	\$385.8	\$33.3	\$76.0	\$18.5	\$4.4	\$4.6	\$4.7	\$626.7	

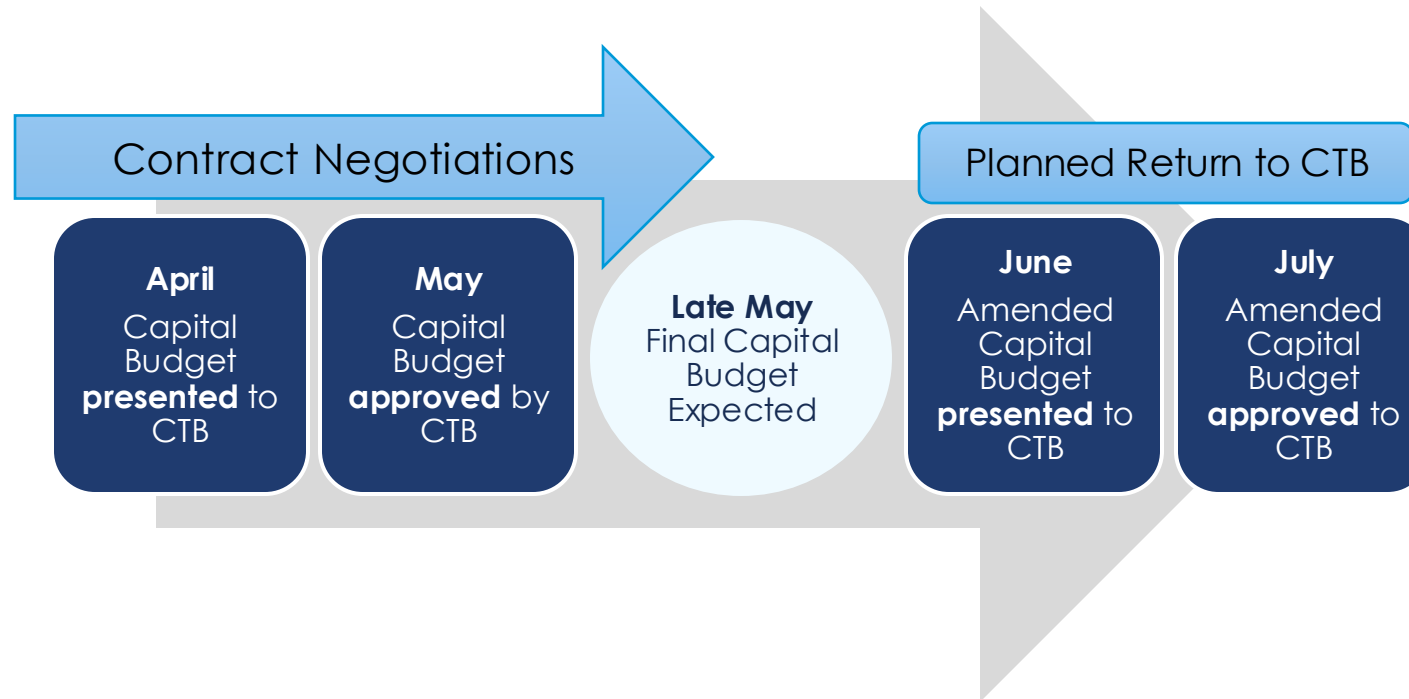
Virginia Code

§ 33.2-298. Annual budget

The Authority shall prepare and submit a detailed annual operating plan and budget to the Transportation Board by February 1 of each fiscal year. The Authority shall also prepare and submit for approval any proposed capital expenditures and projects for the following fiscal year to the Transportation Board by February 1.

The Transportation Board shall have until May 30 to approve or deny any capital expenditures, and, in the event the Transportation Board has not approved or denied the Authority's proposed capital expenditures by such deadline, such expenditures shall be deemed approved. The operating plan and budget shall be in a form prescribed by the Transportation Board and shall include information on expenditures, indebtedness, and other information as prescribed by the Transportation Board.

FY2026 VPRA Capital Budget Timeline



Next steps




Continued contract negotiations on two key VPRA projects;
Long Bridge North and Franconia-Springfield Bypass



Request approval from CTB on FY2026 Capital Budget and
land disposition at May action meeting

QUESTIONS?





ECONOMIC DEVELOPMENT ACCESS PROGRAM 3 ALLOCATION REQUESTS

Pulaski & Botetourt County and the City of Lynchburg

| Terry R. Short Jr., Local Assistance Division April 15, 2025

Economic Development Access (EDA) Program

- **Provides funding to construct new roads or upgrade existing roads that serve new or expanding economic development sites**
- **Localities submit applications for EDA Funding to VDOT and the Commonwealth Transportation Board (CTB) approves project allocations**
- **Projects can be Traditional projects (named business) or Bonded projects (speculative with no commitment)**
 - **Traditional projects: Known business and sufficient capital investment is documented prior to allocation of EDA Program funds**
 - **Bonded projects: Funds are allocated with provision of appropriate surety by the locality**
 - **All projects today are Bonded project requests**

Bonded Economic Development Access Projects

- The EDA Program provides allocations to localities, where no establishment is under firm contract to build or when the identity of the qualifying establishment is held confidential
- The locality must guarantee to the CTB that a bond or other acceptable surety will be provided to cover the anticipated cost of the project
- The time limit for bonded projects is five years from the date the CTB approves, by resolution, the project and funding allocation
- Five-year payback provision if an eligible capital investment is not realized
- The maximum allocation for a Bonded EDA Project is:
 - \$700,000 State Funds (Unmatched)
 - \$150,000 State Funds (Matched)
- To receive the maximum allocation the locality must commit to providing \$150,000 in Local Funds

Economic Development Access Projects

Three bonded projects for review today:

- **Pulaski County – New River Valley Commerce Park**
- **Botetourt County – Botetourt Center at Greenfield**
- **City of Lynchburg – Ivy Creek Innovation Park**

Pulaski County, New River Valley Commerce Park



Pulaski County, New River Valley Commerce Park

- **The proposed access road will extend International Boulevard to serve a 55-acre lot in the New River Valley Commerce Park**
- **Project details:**
 - **Construction of a 0.37 mile long, 24-foot wide access road**
 - **One travel lane each way with shoulders and ditches**
 - **Pulaski County has provided a total project estimate of \$1,030,000**
 - **Proposed Bonded Project Allocation: \$850,000**
 - **(\$700,000 unmatched, \$150,000 matched)**

Pulaski County, New River Valley Commerce Park



Pulaski County, New River Valley Commerce Park

Application Evaluative Criteria	Project Score	MAX Points
<p><u>Total Expected Capital Investment*</u> 3X allocation (only for Double Distressed localities) – 5 points 4X allocation (only for Single Distressed localities) – 10 points 5X allocation or greater – 15 points <i>*Speculative projects receive points for the minimum expected Capital Investment</i></p>	15	15
<p><u>Site's Potential for Capital Investment*</u> Low potential for Capital Investment – 20 points Medium potential for Capital Investment – 30 points High potential for Capital Investment – 40 points <i>*VEDP will provide support with determining the Site's Potential for Capital Investment</i></p>	40	40
<p><u>Expected / Potential Full Time (FT) Job Creation*</u> 0-50 FT Jobs Created – 5 points 50-150 FT Jobs Created – 10 points More than 150 FT Jobs Created – 15 points <i>*VEDP to provide support with verifying the full-time job creation numbers</i></p>	5	15
<p><u>Need for Access Road</u> Existing roadway to the site needs to be improved – 10 points Traffic impact analysis supports the proposed project – 10 points <i>or</i> No existing roadway provides access to the site – 20 points</p>	20	20
<p><u>Level of Distress*</u> Single Distressed locality (unemployment or poverty rate over State average) – 5 points Double Distressed locality (unemployment and poverty rate over State average) – 10 points <i>*As defined by the VEDP's Commonwealth Opportunity Fund</i></p>	5	10
TOTAL	85	100

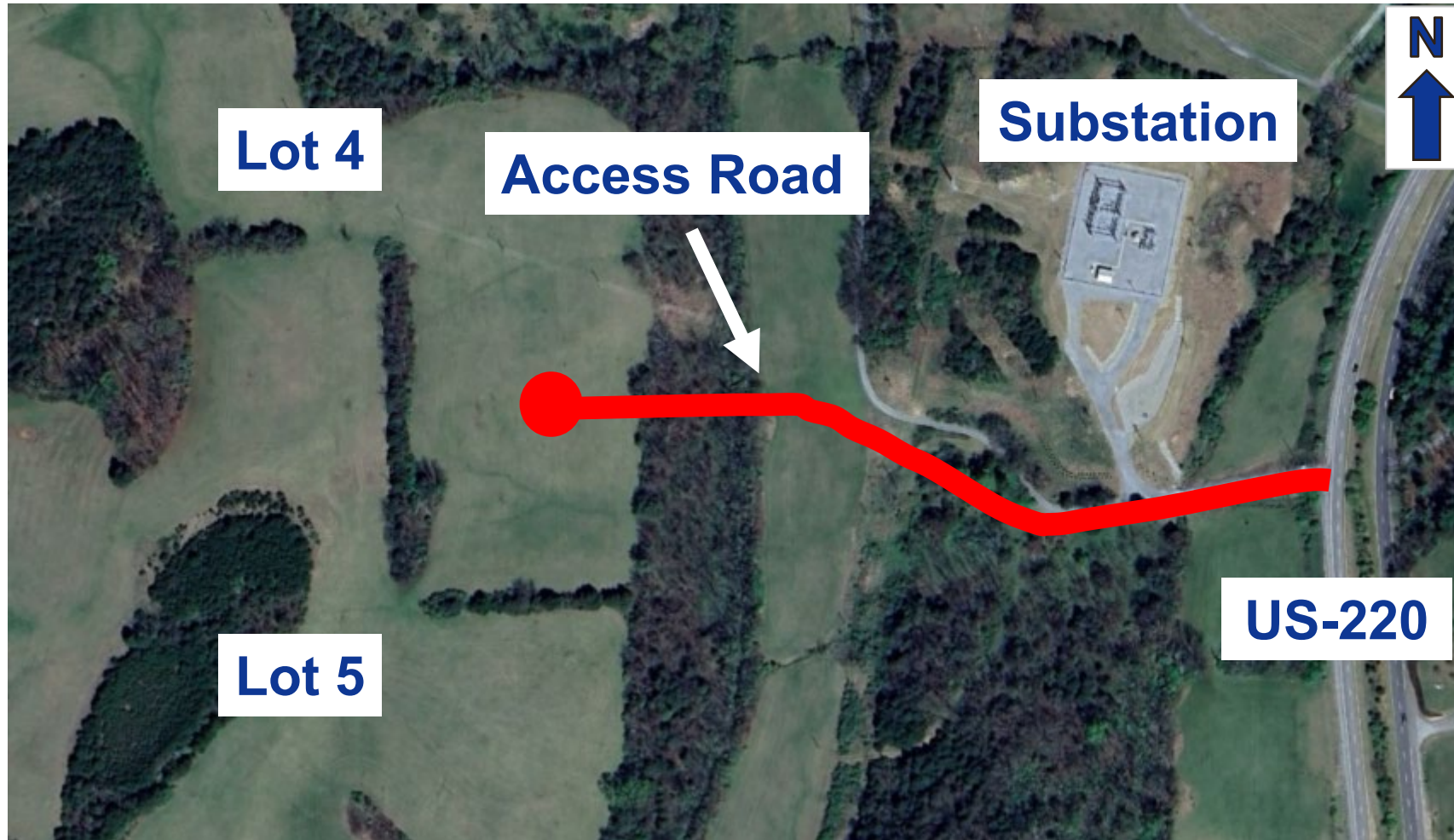
Botetourt County, Botetourt Center at Greenfield



Botetourt County, Botetourt Center at Greenfield

- **The proposed project will construct a new access road to serve lots 4 (53-AC) and 5 (34-AC) in Botetourt Center at Greenfield**
- **Project details:**
 - **Construction of a 0.27 mile long, 24-foot wide access road**
 - **One travel lane each way with shoulders and ditches**
 - **Botetourt County has provided a total project estimate of \$1,521,856**
 - **Proposed Bonded Project Allocation: \$850,000**
 - **(\$700,000 unmatched, \$150,000 matched)**

Botetourt County, Botetourt Center at Greenfield



Botetourt County, Botetourt Center at Greenfield

Application Evaluative Criteria	Project Score	MAX Points
<p><u>Total Expected Capital Investment*</u> 3X allocation (only for Double Distressed localities) – 5 points 4X allocation (only for Single Distressed localities) – 10 points 5X allocation or greater – 15 points <i>*Speculative projects receive points for the minimum expected Capital Investment</i></p>	15	15
<p><u>Site's Potential for Capital Investment*</u> Low potential for Capital Investment – 20 points Medium potential for Capital Investment – 30 points High potential for Capital Investment – 40 points <i>*VEDP will provide support with determining the Site's Potential for Capital Investment</i></p>	40	40
<p><u>Expected / Potential Full Time (FT) Job Creation*</u> 0-50 FT Jobs Created – 5 points 50-150 FT Jobs Created – 10 points More than 150 FT Jobs Created – 15 points <i>*VEDP to provide support with verifying the full-time job creation numbers</i></p>	10	15
<p><u>Need for Access Road</u> Existing roadway to the site needs to be improved – 10 points Traffic impact analysis supports the proposed project – 10 points <i>or</i> No existing roadway provides access to the site – 20 points</p>	20	20
<p><u>Level of Distress*</u> Single Distressed locality (unemployment or poverty rate over State average) – 5 points Double Distressed locality (unemployment and poverty rate over State average) – 10 points <i>*As defined by the VEDP's Commonwealth Opportunity Fund</i></p>	0	10
TOTAL	85	100

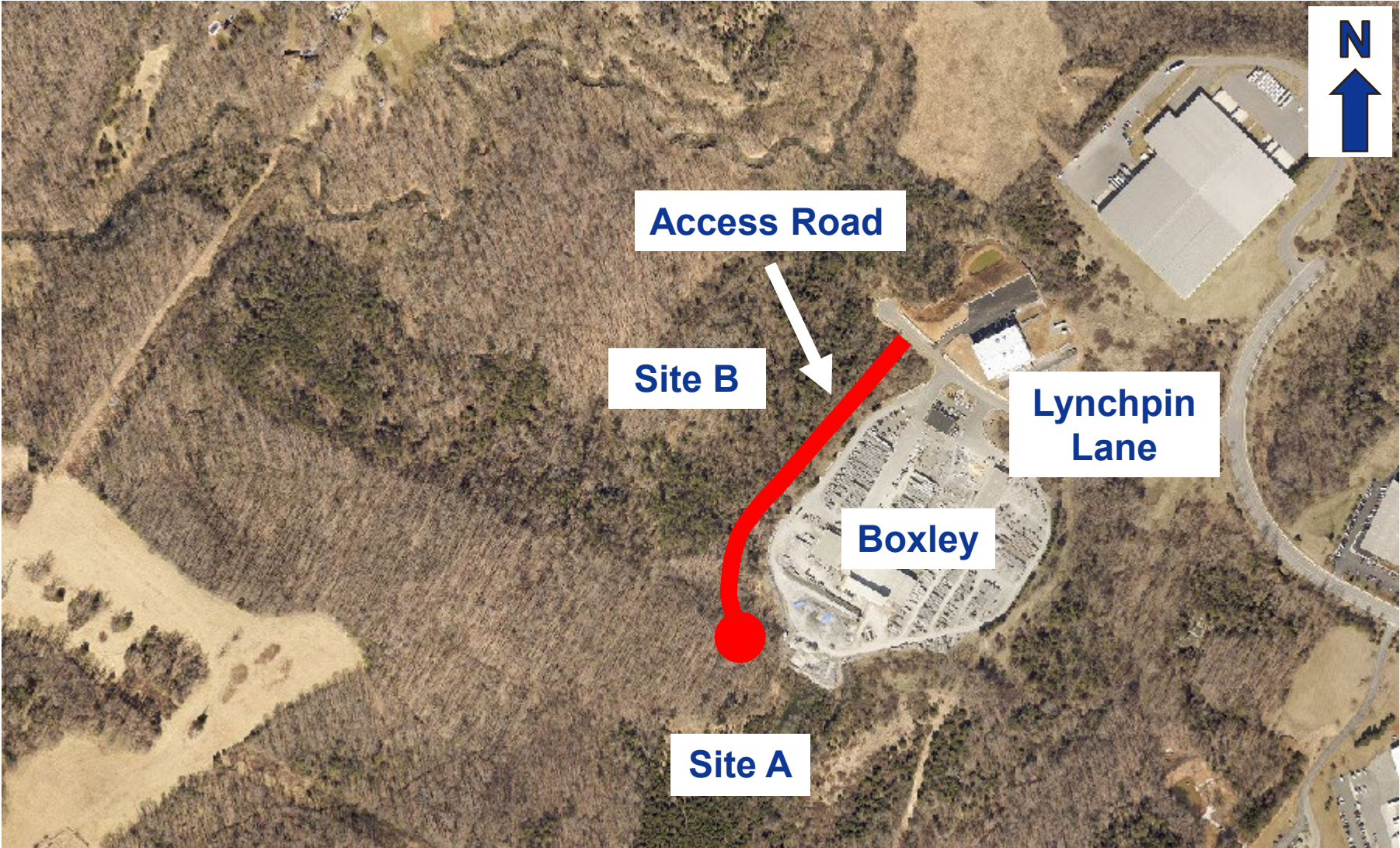
City of Lynchburg, Ivy Creek Innovation Park



City of Lynchburg, Ivy Creek Innovation Park

- **The proposed project will construct a new access road to serve sites A (45-AC) and B (16-AC) in Ivy Creek Innovation Park**
- **Project details:**
 - **Construction of a 0.25 mile long, 24-foot wide access road**
 - **One travel lane each way with curb & gutter, and sidewalks**
 - **City of Lynchburg has provided a total project estimate of \$3,000,000**
 - **Proposed Bonded Project Allocation: \$850,000**
 - **(\$700,000 unmatched, \$150,000 matched)**

City of Lynchburg, Ivy Creek Innovation Park



City of Lynchburg, Ivy Creek Innovation Park

Application Evaluative Criteria	Project Score	MAX Points
<p><u>Total Expected Capital Investment*</u> 3X allocation (only for Double Distressed localities) – 5 points 4X allocation (only for Single Distressed localities) – 10 points 5X allocation or greater – 15 points <i>*Speculative projects receive points for the minimum expected Capital Investment</i></p>	5	15
<p><u>Site's Potential for Capital Investment*</u> Low potential for Capital Investment – 20 points Medium potential for Capital Investment – 30 points High potential for Capital Investment – 40 points <i>*VEDP will provide support with determining the Site's Potential for Capital Investment</i></p>	30	40
<p><u>Expected / Potential Full Time (FT) Job Creation*</u> 0-50 FT Jobs Created – 5 points 50-150 FT Jobs Created – 10 points More than 150 FT Jobs Created – 15 points <i>*VEDP to provide support with verifying the full-time job creation numbers</i></p>	10	15
<p><u>Need for Access Road</u> Existing roadway to the site needs to be improved – 10 points Traffic impact analysis supports the proposed project – 10 points <i>or</i> No existing roadway provides access to the site – 20 points</p>	20	20
<p><u>Level of Distress*</u> Single Distressed locality (unemployment or poverty rate over State average) – 5 points Double Distressed locality (unemployment and poverty rate over State average) – 10 points <i>*As defined by the VEDP's Commonwealth Opportunity Fund</i></p>	10	10
TOTAL	75	100

Next Steps

- **May 2025 meeting, the CTB will be presented with Resolutions proposing to establish three new EDA Projects**
- **Following CTB approval, VDOT will enter into a Standard State-Aid Agreement with all three localities**
- **All three EDA projects will be locally administered**



Virginia Department of Transportation



SMART SCALE PROPOSED PROJECT CANCELLATIONS

North Augusta Sidewalk – Lambert Street to Terry Court (UPC 115137)

North August Sidewalk – Terry Street to Meadowbrook Road (UPC 115140)

Route 35/40 Roundabout (UPC 123042)

| Kimberly Pryor

April 15, 2025

SMART SCALE Proposed Project Cancellations

SMART SCALE Policy on Project Cancellation, December 2023

- A project that has been selected for funding through either the High Priority Projects Program or Construction District Grant Program may be cancelled only by action of the Board

SMART SCALE Proposed Project Cancellations

**North Augusta Sidewalk – Lambert Street to Terry Court
(UPC 115137), Staunton District**

**North August Sidewalk – Terry Street to Meadowbrook Road
(UPC 115140), Staunton District**

**Route 35/40 Roundabout (UPC 123042), Hampton Roads
District**

Project Information: North Augusta Sidewalk - Lambert Street to Terry Court (UPC 115137)

North Augusta Sidewalk - Lambert Street to Terry Court (UPC 115137)

- **Submitted by the City of Staunton in Round 3 of SMART SCALE**
 - Total Original Project Cost: \$1,477,371
 - Total SMART SCALE Request: \$1,477,371
 - Requests funded with DGP funds
- **Original Scope Included:**
 - Construction of new sidewalk and pedestrian access improvements along North Augusta Street in existing rights of way from Lambert Street to Terry Court
- **Benefits were due to safety, economic development, and environment**

Project Snapshot: North Augusta Sidewalk - Lambert Street to Terry Court (UPC 115137)

	Original Application
Total \$	\$1.5M
SMART SCALE \$	\$1.5M (DGP)
Score	8.0
Funding Scenario	11/20
Current Expenditures	\$0

Project Information: North Augusta Sidewalk - Terry Court to Meadowbrook Road (UPC 115140)

North Augusta Sidewalk - Terry Court Meadowbrook Road (UPC 115140)

- **Submitted by the City of Staunton in Round 3 of SMART SCALE**
 - **Total Original Project Cost: \$1,058,211**
 - **Total SMART SCALE Request: \$1,058,211**
 - **Requests funded with DGP funds**
- **Original Scope Included:**
 - **Install new sidewalk and ADA compliant curb ramps from Terry Court Shopping Center along North Augusta Street to Meadowbrook Road**
- **Benefits were due to safety and environment**

Project Snapshot: North Augusta Sidewalk - Terry Court to Meadowbrook Road (UPC 115140)

	Original Application
Total \$	\$1.1M
SMART SCALE \$	\$1.1M (DGP)
Score	6.4
Funding Scenario	15/20
Current Expenditures	\$0

Change Since Project Selection – Staunton Projects

- **The project estimates have increased as a result of unexpected inflation and more significant RW/Utility impacts than originally anticipated**
- **Locality committed funds are limited so they are prioritizing other projects within the City**
- **On March 26, 2025, the City requested cancellation of both projects**

Project Information: Route 35/40 Roundabout (UPC 123042)

Route 35/40 Roundabout (UPC 123042)

- **Submitted by Sussex County in Round 5 of SMART SCALE**
 - Total Original Project Cost: \$12,998,596
 - Total SMART SCALE Request: \$12,998,596
 - Requests funded with DGP funds
- **Original Scope Included:**
 - Install a roundabout at Route 35 and Route 40
 - Convert northern commercial entrance to right-in/right-out on Sussex Dr.

Benefits were due to safety

Project Snapshot: Route 35/40 Roundabout (UPC 123042)

	Original Application
Total \$	\$13.0M
SMART SCALE \$	\$13.0M (DGP)
Score	4.75
Funding Scenario	22/27
Current Expenditures	\$0

Change Since Project Selection: Route 35/40 Roundabout (UPC 123042)

- Since the project was submitted (~2022), VDOT installed a four-way stop configuration for this intersection, which has addressed the safety concerns.
- On March 20, 2025, Sussex County passed a resolution requesting cancellation of the project.
- VDOT continues to monitor traffic safety at this intersection.

Recommendation for Action

- **Approve proposed project cancellations in May 2025**
- **Staunton Projects UPC 115137 and UPC 115140**
 - **Transfer all Construction District Grant funds to the Staunton District Construction District Grant deallocation balance entry (UPC -21768)**
- **Hampton Roads Project UPC 123042**
 - **Transfer all Construction District Grant funds to the Hampton Roads District Construction District Grant deallocation balance entry (UPC -21763)**



FY 2025 BUDGET REVISION

Financial Impact of Emergency Response

| Laura Farmer

April 15, 2025

Approach to addressing emergency response costs

- **The December CTB briefing covered the extent of the response efforts to Tropical Storm Helene**
 - **Current estimated cost is \$208.0 million**
- **VDOT also incurred extensive costs for snow, ice and flooding response this winter season**
 - **Current estimated cost is \$444.8 million**

Summary of Anticipated Costs

<i>(in millions)</i>	Expenditures through April 8, 2025	Estimated Costs Remaining	Total	Current Year Anticipated Expenditures
Hurricane Helene Response	\$104.5	\$103.5	\$208.0	\$197.4
Snow and Ice Response Including flood event between snow events in February	401.5	43.3	444.8	433.2
General Assembly Action Pending – Employee Bonus in June 2025	-	9.7	9.7	9.7
TOTAL	\$506.0	\$156.5	\$662.5	\$640.3

Emergency Response Budget **\$220.0 million**

Current Estimated Deficit **\$420.3 million**

Savings Strategies Implemented

- **In late February, VDOT implemented the following administrative actions to save money.**
 - **Recruitment for vacant positions beyond maintenance field employment opportunities was paused (classified and wage positions). Any exceptions were approved by the Commissioner.**
 - **Travel was limited, shifting to virtual where possible, and limits were made to out-of-state travel**
 - **Delayed or cancelled training opportunities**
 - **Deferred planned purchases**
 - **Considered all budgetary balances across all programs, excluding Highway Construction Programs**
- **These efforts identified \$44.7 million in administrative savings**

Recommended Budget Adjustments

- **VDOT implemented savings strategies to limit spending for the remainder of the year**
- **Revise Fiscal Year 2025 Budget provided with recommended adjustments**
 - **Funding available within the Maintenance and Operations Program**
 - **Savings from other program areas**
- **Consideration for future reimbursements from federal emergency response funding**

Strategies to Cover Costs

	Amount (in millions)
Maintenance and Operations Program	
District responsibility for 10% over the district budget	\$18.6
Maintenance Savings Strategies	14.3
Program Reserves and Balances Identified from prior commitments & project close-out	51.8
Delayed implementation of planned work and other contract balances	17.5
Federal funding made available	
FEMA Reimbursements from events prior to Helene	73.2
FHWA Emergency Relief Quick Release	10.0
Total – Maintenance and Operations Program	\$185.4
Administrative Savings	\$44.7
Recommended Strategies – Balances Available	\$230.1

Estimated Deficit	\$420.3 million
Recommended Strategies	(\$230.1 million)
Remaining Deficit	\$190.2 million

Pending Reimbursement and Future Potential Reimbursement

Future estimated reimbursement from federal sources is \$211.7 million to \$260.7 million.

	Estimated Reimbursement
Additional FEMA Reimbursements that <i>may</i> be received by the end of the year for events prior to Helene	\$60.8 million
Helene – FEMA Eligible Activities Estimate Earliest reimbursement in FY 2026	\$146 million to \$195 million
Winter 2025 Flooding Event	\$4.9 million

VDOT recommends an interagency loan from the Construction Fund to cover anticipated costs

- VDOT can provide temporary relief to the Highway Maintenance and Operating Fund from the Construction Fund to support current spending with future reimbursements anticipated from federal emergency support for eligible activities
- VDOT will monitor reimbursements for federal emergency support and repay the intra-agency loan, currently estimated at \$190.2 million, as soon as practicable from these reimbursements.

FY 2025 Revision

Summary of budget adjustments for consideration

The VDOT Revised Budget totals **\$9.14 billion**.

The original budget was **\$8.87 billion** for FY 2025.

Additional Revenue Sources	Amount (in millions)
FEMA Reimbursements from events prior to Helene	\$73.2
FHWA Emergency Relief Quick Release	10.0
Anticipated future federal reimbursements for emergency response	190.2
Total	\$273.4

Program Allocation Adjustments	Amount (in millions)
Environmental Monitoring and Evaluation	(\$0.5)
Ground Transportation Planning and Research	(21.7)
Highway Construction Programs (Construction Management and Direction)	(4.9)
Highway System Maintenance	312.6
Administrative and Support Services	(12.0)
Total	\$273.4

Recommended Action

- **VDOT requests CTB Approval of Revised Fiscal Year 2025 Budget in April 2025 Meeting**

This action will align the identified funding to the Maintenance and Operations Program

- **The intra-agency loan will allow VDOT to close the fiscal year with funding to support necessary expenditures**



Draft FY 2026 – 2031 Commonwealth Transportation Fund (CTF) Six-Year Financial Plan

Draft Fiscal Year 2026 CTF and VDOT Budgets

Laura Farmer, Chief Financial Officer

April 15, 2025

Outline

- **Legislative Update – Special Structures Debt Authorization**
- **Revenue and Allocations available in the Draft Six-Year Financial Plan**
- **Draft Fiscal Year 2026 Budgets for the Commonwealth Transportation Fund and for VDOT**

Special Structures – Requested Debt Authorization

- **Advancing needed improvements or replacements saves on inflationary cost impacts in the future**
 - **VDOT has experienced 24% in cost escalation over the last three fiscal years in our construction program**
 - **Debt financing is conservatively estimated at 5% interest**
 - **The value of delivering projects earlier allows for benefits to Virginians sooner and is more cost effective**
- **The current funding source is reliable, but it is not sufficient to timely allocate funding to larger replacement efforts and other capital investments in existing Special Structures**

Senate Bill 1082 - Commonwealth Transportation Special Structures Program Revenue Bond Act of 2025; created. (Chapter 327)

SB 1082 authorizes debt not to exceed \$1 billion to be issued for improvements or replacements of existing Special Structures. No more than \$200 million can be issued in a year

- Security for the Debt: Funds committed to the Special Structures Fund (§ 33.2-1532) that are generated pursuant to § § 33.2-1524 and 33.2-1530 (Off-the-top commitment from the Commonwealth Transportation Fund and the Highway Maintenance and Operating Fund)**
- Issuance of the debt must be approved by the Commonwealth Transportation Board, Virginia Treasury Board and the Governor.**

Updates for Special Structures in SYFP

Allocation	FY 2026	FY 2027	FY 2028	FY 2029	FY 2030	FY 2031	Total
CTF Off the Top allocation	\$90.0	\$92.3	\$94.7	\$97.2	\$99.7	\$102.3	\$576.1

Uses	FY 2026	FY 2027	FY 2028	FY 2029	FY 2030	FY 2031	Total
Special Structures Pay-go	\$90.0	\$92.3	\$94.7	\$92.4	\$84.4	\$74.1	\$527.9
Estimated Debt Service				4.7	15.3	28.1	\$48.2
Total	\$90.0	\$92.3	\$94.7	\$97.2	\$99.7	\$102.3	\$576.1
Planned Bond Proceeds	-	-	\$66.7	\$148.9	\$180.8	\$141.8	\$538.2

Commonwealth Transportation Fund (CTF)

Preliminary Fiscal Years 2026 – 2031 Six-Year Financial Plan Overview

- ❑ The Six-Year Financial Plan (SYFP) identifies the planned funding for allocation to Highways, Rail, Transit, Ports, Aviation, DMV, and Space Flight
- ❑ The Preliminary SYFP for Fiscal Years 2026 – 2031 allocates \$56.6 billion from all revenue sources
- ❑ Includes the use of \$1.5 billion of Route 58 Corridor Bonds, I-81 Financing, GARVEE Bonds and the new authorization for Special Structures Debt
- ❑ Transfers \$6.4 billion to the three regional entities for transportation improvements and \$1.0 billion in dedicated revenue for WMATA Capital Fund
- ❑ Includes \$554 million of dedicated fuel tax revenue for the I-81 Corridor Improvements
- ❑ Dedicates \$18.1 billion for Maintenance and Operations
- ❑ Provides \$15.4 billion for Construction

Approximately \$2.0 billion of Construction Funding represents Local and Regional Funding for Projects

Commonwealth Transportation Fund (CTF) Revenue Estimate

(in millions)

State Revenue Forecast	FY 2025	FY 2026	FY 2027	FY 2028	FY 2029	FY 2030	FY 2031	2026-2031 TOTAL
Sources of Funds								
Retail Sales and Use Tax	\$ 1,418.6	\$ 1,477.0	\$ 1,534.5	\$ 1,587.3	\$ 1,655.6	\$ 1,731.4	\$ 1,795.5	\$ 9,781.3
Motor Vehicle Sales and Use Tax	1,220.5	1,240.2	1,256.4	1,271.8	1,281.0	1,295.9	1,310.2	7,655.5
Statewide Motor Fuels Tax	1,511.8	1,555.9	1,586.4	1,633.0	1,674.5	1,714.4	1,764.2	9,928.4
Aviation Fuels Tax	2.0	2.0	2.0	2.0	2.0	2.0	2.0	12.0
Road Tax	80.8	82.3	83.0	84.3	84.4	84.5	85.8	504.3
International Registration Plan	114.4	115.9	117.3	119.4	119.8	120.1	120.5	713.0
Registration Fees	218.9	222.4	220.8	222.8	223.2	226.9	230.8	1,346.9
State Insurance Premium Tax	228.7	240.4	249.4	258.7	267.8	278.0	282.6	1,576.9
Recordation Tax	52.5	63.6	74.8	85.4	92.6	93.4	94.8	504.6
Vehicle Rental Tax	42.8	43.5	44.3	43.9	44.2	45.1	46.4	267.3
Highway Use Fee	90.9	104.7	119.0	133.9	149.5	165.8	182.8	855.7
Total Commonwealth Transportation Fund	\$ 4,981.9	\$ 5,147.9	\$ 5,287.9	\$ 5,442.5	\$ 5,594.6	\$ 5,757.5	\$ 5,915.6	\$ 33,145.9

December 2024 Forecast; Rental Tax excludes share dedicated to WMATA Capital



Revenue Updates since January

- **Other revenue includes the allocation of interest earnings for the I-81 Fund of \$21.2 million from FY 2024 in FY 2026**
- **Inclusion of federal revenue for Appalachian Development Highway System amount for FFY 2025 of \$21.4 million**
 - **Funds to be deployed on Corridor Q**
- **Adjustments for the assumed use of debt for Special Structures, \$538.2 million through FY 2031**

Commonwealth Transportation Fund Draft Fiscal Years 2026 – 2031

Six-Year Financial Plan Estimated Revenues (in millions)

	FY 2026	FY 2027	FY 2028	FY 2029	FY 2030	FY 2031	FY 2026 - FY 2031 Total	Previous FY 2025 - FY 2030	Difference
State Transportation Revenues									
Commonwealth Transportation Fund	\$ 5,229.9	\$ 5,287.9	\$ 5,442.5	\$ 5,594.6	\$ 5,757.5	\$ 5,915.6	\$ 33,227.9	\$ 31,264.7	\$ 1,963.2
General Fund	108.5	-	-	-	-	-	108.5	315.7	(207.2)
Prior year funding	-	-	-	-	-	-	-	-	-
Local & Regional Project Participation/Revenue	532.2	810.8	201.8	180.9	177.4	177.4	2,080.6	3,451.6	(1,371.1)
Other Fund Revenue	561.2	475.1	461.4	467.2	473.6	476.7	2,915.3	2,721.5	193.8
Total	6,431.7	6,573.8	6,105.7	6,242.8	6,408.5	6,569.7	38,332.2	37,753.5	578.7
Federal Revenues	1,589.2	1,493.0	1,521.5	1,550.6	1,580.3	1,610.5	9,345.0	9,713.6	(368.6)
Total Revenues	8,020.9	8,066.7	7,627.2	7,793.3	7,988.8	8,180.2	47,677.2	47,467.1	210.1
Other Financing Sources									
Interstate 81 Financing	-	334.2	-	266.9	-	-	601.2	568.4	32.8
GARVEE Bonds	-	100.0	-	100.0	-	100.0	300.0	-	300.0
Special Structures Bonds	-	-	66.7	148.9	180.8	141.8	538.2	-	538.2
Route 58	74.2	-	-	-	-	-	74.2	226.4	(152.2)
Total	74.2	434.2	66.7	515.8	180.8	241.8	1,513.6	794.8	718.8
Total Operating Revenues and Other Financing Sources	\$ 8,095.1	\$ 8,501.0	\$ 7,693.9	\$ 8,309.2	\$ 8,169.5	\$ 8,422.1	\$ 49,190.8	\$ 48,261.8	\$ 929.0
Revenue Supporting Transfer Payments									
Regional Transportation Funds	983.2	1,003.9	1,042.3	1,085.9	1,128.5	1,164.1	6,407.9	5,796.7	611.2
WMATA Capital Fund Revenue	154.4	162.1	169.6	175.2	177.1	179.6	1,018.1	837.5	180.6
Grand Total	\$ 9,232.7	\$ 9,667.0	\$ 8,905.9	\$ 9,570.3	\$ 9,475.2	\$ 9,765.7	\$ 56,616.7	\$ 54,896.1	\$ 1,720.7



Green font indicates change since January

Commonwealth Transportation Fund Draft Fiscal Years 2026 – 2031

Six-Year Financial Plan Estimated Allocations (in millions)

	FY 2026	FY 2027	FY 2028	FY 2029	FY 2030	FY 2031	FY 2026-2031 Total	2025-2030 SYFP	Difference
Debt Service	\$ 435.7	\$ 438.3	\$ 427.4	\$ 420.0	\$ 455.3	\$ 477.0	\$ 2,653.8	\$ 2,427.4	\$ 226.4
Other Agencies & Transfers	54.1	54.1	54.1	54.1	54.1	54.1	324.6	334.1	(9.5)
Maintenance & Operations	3,029.0	2,885.8	2,951.4	3,017.3	3,084.7	3,153.4	18,121.6	16,495.9	1,625.7
Administration & Other Programs	638.2	633.3	650.8	661.8	673.1	684.6	3,941.8	3,761.6	180.3
Toll Programs	141.7	118.8	107.9	108.8	109.9	110.9	698.0	780.8	(82.8)
Special Structures	90.0	92.3	161.4	241.3	265.2	216.0	1,066.1	554.0	512.1
Public Transportation	647.8	654.8	674.3	693.6	714.6	731.5	4,116.7	4,190.5	(73.8)
Virginia Passenger Rail Authority	224.2	221.6	230.3	234.8	224.6	228.2	1,363.6	1,383.3	(19.7)
DRPT Rail Assistance	16.5	16.6	16.9	17.2	17.7	18.0	102.9	97.5	5.4
DRPT Administration	19.9	20.1	20.7	21.4	22.1	22.7	127.0	126.4	0.5
Commonwealth Port Fund	64.0	64.7	66.6	68.4	70.5	72.4	406.6	374.7	31.9
Commonwealth Aviation Fund	38.6	39.0	40.2	41.3	42.5	43.7	245.3	225.4	19.9
Commonwealth Space Flight Fund	24.7	25.0	25.7	26.5	27.3	28.1	157.3	147.5	9.7
Department of Motor Vehicles	24.7	25.0	25.7	26.4	27.3	28.1	157.1	147.5	9.6
Construction	2,518.2	3,171.6	2,200.5	2,636.2	2,340.6	2,513.3	15,380.5	16,978.2	(1,597.7)
Total Operating Programs	\$ 7,967.3	\$ 8,461.0	\$ 7,653.9	\$ 8,269.2	\$ 8,129.5	\$ 8,382.1	\$ 48,863.0	\$ 48,024.8	\$ 838.1
Pass Through Programs									
WMATA Capital Fund/General Fund	258.9	182.1	189.6	195.2	197.1	199.6	1,222.6	957.5	265.1
Central Virginia Transportation Fund	245.4	241.9	249.8	259.3	269.6	277.2	1,543.2	1,370.4	172.8
Northern Virginia Transportation Authority Fund	446.4	460.0	480.7	503.1	522.8	540.0	2,953.0	2,629.0	324.0
Hampton Roads Regional Transit Fund	33.7	36.6	37.0	37.2	37.4	37.6	219.5	236.8	(17.3)
Hampton Roads Transportation Fund	281.0	285.4	294.8	306.3	318.7	329.3	1,815.5	1,677.5	138.0
Subtotal	1,265.4	1,206.0	1,251.9	1,301.1	1,345.6	1,383.7	7,753.8	6,871.2	882.6
Total	\$ 9,232.7	\$ 9,667.0	\$ 8,905.9	\$ 9,570.3	\$ 9,475.2	\$ 9,765.7	\$ 56,616.7	\$ 54,896.1	\$ 1,720.7

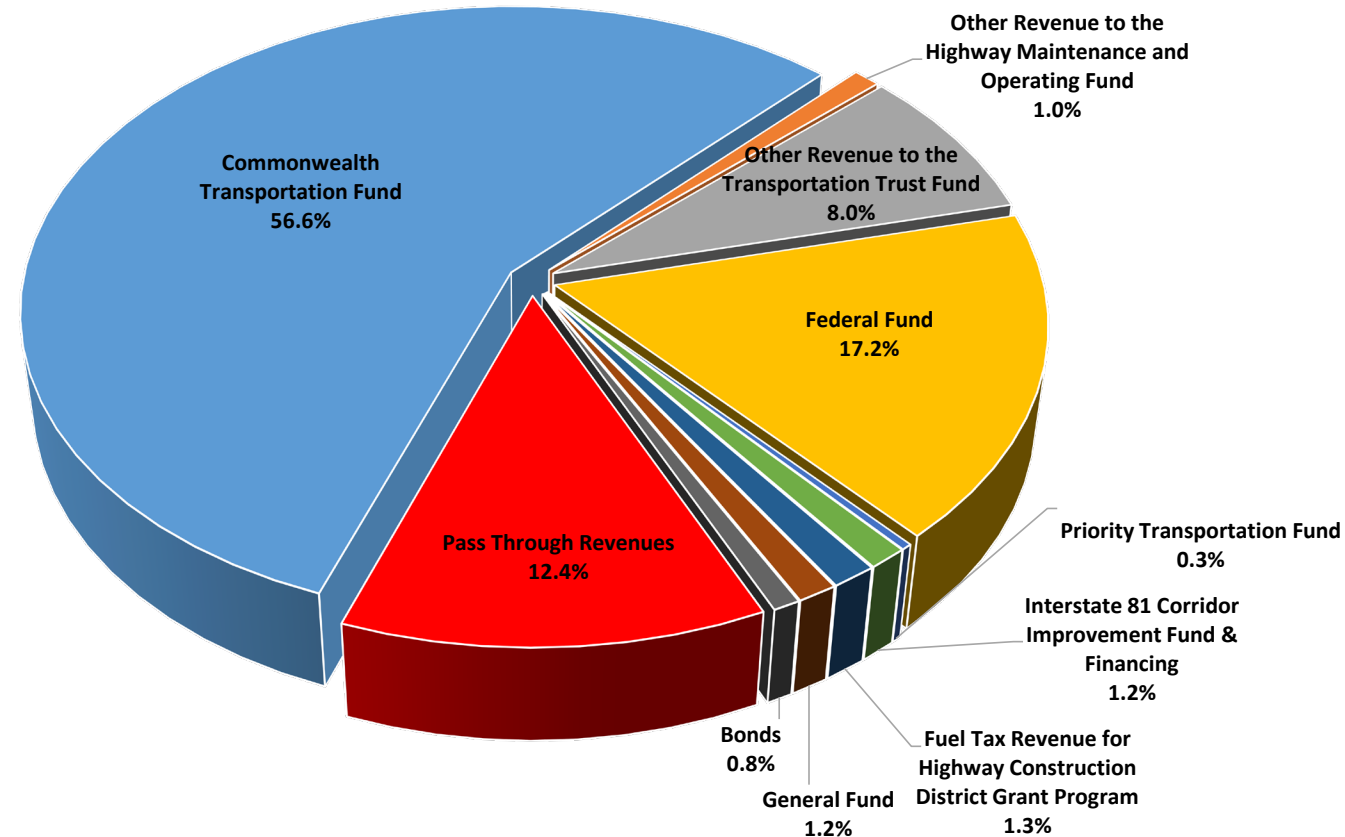


MPO Programmed Funding (RSTP/CMAQ) reflected in Construction in Draft 2026-2031 Allocations; Distribution reflected in Final SYIP 11

Commonwealth Transportation Fund FY 2026 Draft Budget

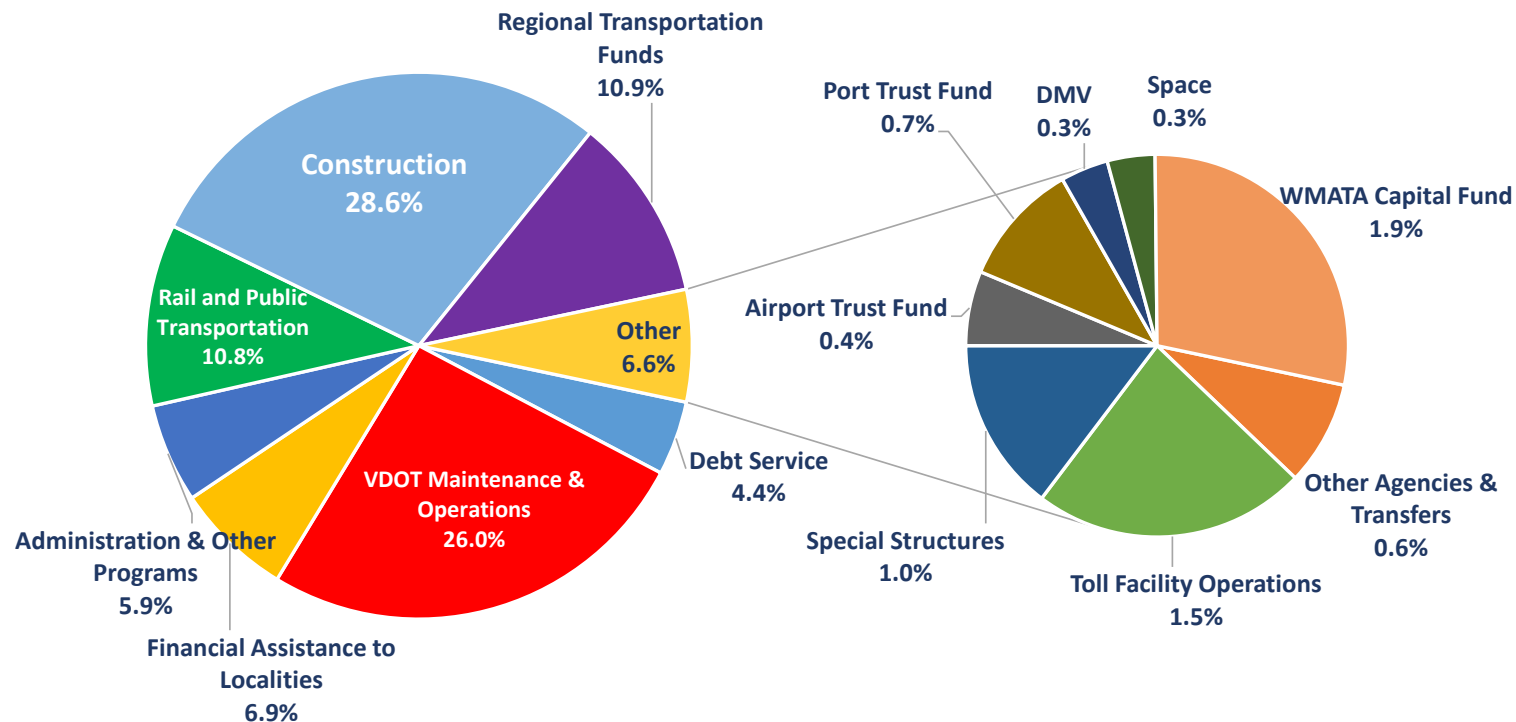
Revenue (in millions)	Total Estimate
Commonwealth Transportation Fund	\$ 5,229.9
Other Revenue to the Highway Maintenance and Operating Fund	92.2
Other Revenue to the Transportation Trust Fund	740.1
Federal Fund	1,589.2
Priority Transportation Fund	29.0
Interstate 81 Corridor Improvement Fund & Financing	106.5
Fuel Tax Revenue for Highway Construction District Grant Program	122.3
General Fund	108.5
Bonds	74.2
Total Operating Revenues	\$ 8,091.8
Pass Through Revenues	
WMATA Capital Fund	154.4
Central Virginia Transportation Fund	245.4
Northern Virginia Transportation Authority Fund	426.4
Hampton Roads Transportation Fund	281.0
Hampton Roads Regional Transit Fund	33.7
Subtotal	\$ 1,140.9
Total	\$ 9,232.7

CTF Revenues total \$9.2 billion, a decrease of 8.0 percent from the FY 2025 CTF Budget



FY 2026 Draft Recommended Allocations

- Highway Maintenance, including VDOT-maintained and Locality Maintained, represents 33 percent of budget
- Highway Construction represents 29 percent of the total with support of regional / local funding
- Funding for Rail and Public Transportation is 11 percent of budget



FY 2026 Draft VDOT Budget Highlights

Draft budget totals \$7.0 billion net of regional programs; grand total of \$8.0 billion

The Highway Maintenance and Operating Fund (HMOF) has an expected deficit of \$817 million which will be filled with \$283.5 million of federal funds and the crossover of \$533.5 million of state funds from the Construction Fund.

Highway Maintenance & Operating Fund (HMOF) Deficit (Crossover)

(in millions)	FY 2022	FY 2023	FY 2024	FY 2025	Draft FY 2026
Federal Funding Provided to VDOT Maintenance & Operations Program	\$362.4	\$528.4	\$282.1	\$318.8	\$283.5
State Crossover (Transfer from Construction Share of TTF to HMOF)	108.7	70.0	363.0	509.9	533.5
TOTAL	\$471.1	\$598.4	\$645.1	\$828.7	\$817.0

FY 2026 Draft VDOT Recommended Allocations

	(in millions)		
	Original FY 2025	Recommended FY 2026	Increase (Decrease)
VDOT Programs			
Environmental Monitoring and Evaluation (514)	\$ 21.3	\$ 34.0	\$ 12.7
Ground Transportation Planning and Research (602)	153.3	105.2	(48.1)
Highway Construction Programs (603)	3,719.8	2,579.8	(1,140.0)
Highway System Maintenance (604)	2,253.2	2,398.2	145.0
Commonwealth Toll Facilities (606)	193.7	141.7	(52.0)
Financial Assistance to Localities (607)			
VDOT Programs	636.7	655.9	19.2
Regional Programs	881.8	1,025.0	143.1
Non-Toll Supported Transportation Debt Service (612)	370.2	405.8	35.6
Special Structures (614)	87.7	90.0	2.3
Administrative and Support Services (699)	373.7	383.8	10.1
VDOT Capital Outlay (998)	40.0	40.0	-
Total VDOT Programs	\$ 8,731.4	\$ 7,859.3	\$ (872.1)
Support to Other State Agencies	54.1	54.1	-
Support to DRPT Programs & Virginia Passenger Rail Authority	85.3	76.0	(9.3)
TOTAL	\$ 8,870.8	\$ 7,989.5	\$ (881.3)
TOTAL OPERATING BUDGET (Net Regional Programs)	\$ 7,988.9	\$ 6,964.5	\$ (1,024.4)

Next Steps

- Reflect any necessary adjustments for the biennial budget updates
- Final Recommended Budgets and SYIP presented to CTB in June 2025



Draft FY 2026

Commonwealth Transportation Fund Budget
April 2025



Virginia Department of Transportation

Financial Planning Division

1221 E. Broad Street, 2nd Floor


Richmond, VA 23219

Internet Address: <https://www.vdot.virginia.gov/about/budget-finance/>

Table of Contents

Commonwealth Transportation Fund Revenues	4
Commonwealth Transportation Fund Recommended Distributions	8
Summary of Revenues	12

DRAFT




During its 2020 session, the Virginia General Assembly enacted the Governor's Omnibus Transportation Bill, Chapter 1230 (House Bill 1414), which revised the composition of and increased available revenues for transportation funding in the Commonwealth. Under Chapter 1230, the Commonwealth Transportation Fund (CTF) serves as the fund to which all transportation revenues are deposited and then distributed to programs and funds. These transportation revenues include: (i) motor vehicles fuels taxes and road taxes for diesel fuel; (ii) vehicle registration fees; (iii) highway use fee; (iv) 0.5% statewide sales and use tax; (v) 0.3% statewide sale and use tax for transportation; (vi) 4.15% percent motor vehicles sales and use tax; (vii) motor vehicle rental tax (10 percent of gross proceeds from rentals for most passenger vehicles); (viii) \$0.03 of the \$0.25 per \$100 of assessed value of the statewide recordation tax; (ix) tax on liquid alternative fuel, set at the rate for gasoline; (x) International Registration Plan fees; and (xi) one-third of the revenue from insurance premium taxes.

Chapter 1230 also amended the allocation of funds. Before funds are distributed between the Transportation Trust Fund and the Highway Maintenance and Operating Fund ("HMO Fund"), (i) \$40 million annually will be deposited into the Route 58 Corridor Development Fund; (ii) \$40 million annually will be deposited into the Northern Virginia Transportation District Fund; and (iii) \$80 million annually (as adjusted annually based on changes in consumer price index for urban consumers) will be deposited into the Special Structure Fund. Enactment Clause 11 of Chapter 1230 provides the Commonwealth Transportation Board the ability to take actions deemed necessary in fiscal years 2021, 2022, and 2023 to ensure funds for modal programs and the highway maintenance and operating fund are at least equal to the amounts provided for in the six-year financial plan for the Commonwealth Transportation Fund as in effect on January 1, 2020.

Toll revenue and concession payments to the Commonwealth under the Public-Private Transportation Act of 1995 also would be deposited to the Commonwealth Transportation Fund and allocated to the Transportation Trust Fund (for defined purposes and not available for further distribution). Interest, dividends, and appreciation accrued to the Transportation Trust Fund or the HMO Fund also would be allocated to the Commonwealth Transportation Fund and distributed two-thirds to the Virginia Transportation Infrastructure Bank and one-third to the Transportation Partnership Opportunity Fund.

The remaining funds in the Commonwealth Transportation Fund are allocated 51% to the HMO Fund and 49% to the Transportation Trust Fund. Chapter 1230 directs the following distribution of funds from the Transportation Trust Fund: (i) 53% for construction programs; (ii) 23% to the Commonwealth Mass Transit Fund; (iii) 7.5% to the Commonwealth Rail Fund; (iv) 2.5% to the Commonwealth Port Fund; (v) 1.5% to the Commonwealth Aviation Fund; (vi) 1% to the Commonwealth Space Flight Fund; (vii) 10.5% to the Priority Transportation Fund; and (viii) 1% to the Department of Motor Vehicles.

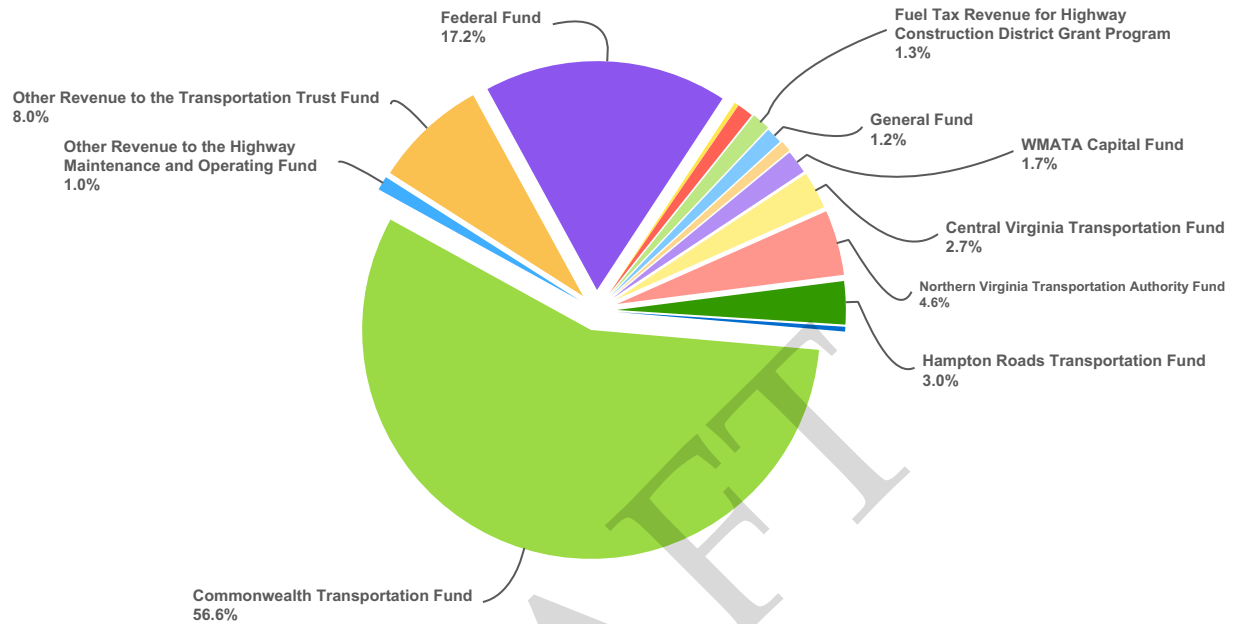
The Fiscal Year 2026 budget for the CTF identifies the estimated revenues and the distribution of the revenues to the related transportation agencies and programs. It is based on the state revenue forecast from December 2024 and reflects implementation of federal funding provided under the Infrastructure Investment and Jobs Act (IIJA). The FY 2026 CTF Budget totals \$9,232,705,182.



The CTF receives revenues from dedicated state and federal sources. The major state revenues are based on Virginia's official revenue forecast developed by the Department of Taxation. The federal revenues from the Federal Highway Administration and the Federal Transit Administration are estimated by the Virginia Department of Transportation (VDOT) and the Virginia Department of Rail and Public Transportation (DRPT). Revenues provided are also from funds collected for regional transportation improvements in Northern Virginia, Hampton Roads, and Central Virginia. These funds are dedicated to the efforts of the Northern Virginia Transportation Authority, Central Virginia Transportation Authority, and the Hampton Roads Transportation Accountability Commission.

DRAFT

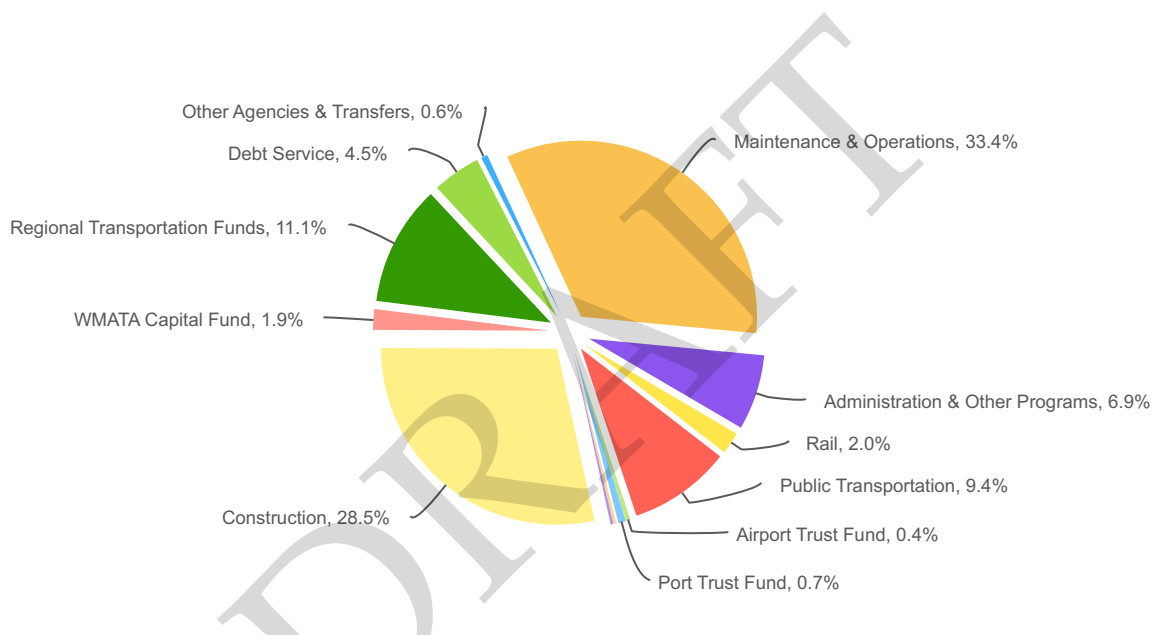
Commonwealth Transportation Fund Total Revenues



Commonwealth Transportation Fund	\$5,229,850,000
Other Revenue to the Highway Maintenance and Operating Fund	92,153,133
Other Revenue to the Transportation Trust Fund	740,112,575
Federal Fund	1,589,212,157
Priority Transportation Fund	29,000,000
Interstate 81 Corridor Improvement Fund & Financing	106,532,050
Fuel Tax Revenue for Highway Construction District Grant Program	122,275,267
General Fund	108,500,000
Bonds	74,200,000
Total Operating Revenues	\$8,091,835,182
Pass Through Revenues	
WMATA Capital Fund	154,370,000
Central Virginia Transportation Fund	245,400,000
Northern Virginia Transportation Authority Fund	426,400,000
Hampton Roads Transportation Fund	281,000,000
Hampton Roads Regional Transit Fund	33,700,000
Subtotal	1,140,870,000
TOTAL	\$9,232,705,182

The revenues are dedicated to specific funds within the CTF. After certain distributions required by the Code of Virginia, the remaining funds in the CTF are allocated 51% to the Highway Maintenance and Operating Fund (HMOF) and 49% to the Transportation Trust Fund. Chapter 1230 directs the following distribution of funds from the Transportation Trust Fund: (i) 53% for construction programs; (ii) 23% to the Commonwealth Mass Transit Fund; (iii) 7.5% to the Commonwealth Rail Fund; (iv) 2.5% to the Commonwealth Port Fund; (v) 1.5% to the Commonwealth Aviation Fund; (vi) 1% to the Commonwealth Space Flight Fund; (vii) 10.5% to the Priority Transportation Fund; and (viii) 1% to the Department of Motor Vehicles.

The revenues for the HMOF support highway maintenance, operations and administration. The Priority Transportation Fund (PTF) revenues are dedicated to debt service on the Commonwealth of Virginia Transportation Capital Projects Revenue Bonds. The Commonwealth Transportation Board can also use the Fund to facilitate the financing of priority transportation projects throughout the Commonwealth. Federal revenues are used for their defined purposes to support construction, maintenance or transit.



Debt Service	\$405,795,729
Other Agencies & Transfers	54,106,351
Maintenance & Operations	3,036,283,911
Administration & Other Programs	630,909,701
Toll Facility Operations	141,738,907
Public Transportation	856,361,052
Rail	185,289,710
Airport Trust Fund	38,625,942
Port Trust Fund	64,009,903
Department of Motor Vehicles	24,683,961
Space Flight Fund	24,703,961
Construction	2,589,326,054
Total Operating Programs	\$8,051,835,182
Pass Through Programs	
WMATA Capital Fund	174,370,000
Regional Transportation Funds	1,006,500,000
TOTAL RECOMMENDED DISTRIBUTIONS	\$9,232,705,182

STATE REVENUE SOURCES	FY 2025	FY 2026	INCREASE (DECREASE)	
Commonwealth Transportation Fund	\$ 4,957,000,000	\$ 5,229,850,000	\$ 272,850,000	1
Highway Maintenance & Operating Fund (HMOF)	49,732,511	92,153,133	42,420,622	2
General Fund	207,200,000	108,500,000	(98,700,000)	3
Transportation Trust Fund (TTF) and Other State Revenue				
Interest Earnings	14,925,000	19,780,000	4,855,000	
Toll Facilities	59,595,800	60,638,907	1,043,107	
Local Revenue Sources	816,844,893	457,269,723	(359,575,170)	4
Project Participation - Regional Entities	728,576,172	74,883,137	(653,693,035)	4
GARVEE Bonds/ Interest Earnings	—	—	—	
Route 58 Bonds/ Interest Earnings	154,860,544	74,200,000	(80,660,544)	5
I-66 Outside the Beltway Concession Fee Payment/Interest	11,000,000	11,000,000	—	
Interstate 81 Corridor Improvement Fund	103,553,395	106,532,050	2,978,655	
Special Fund Account for the Highway Construction District Grant Program	124,001,513	122,275,267	(1,726,246)	1
Other Trust Fund Revenue	84,477,419	116,540,808	32,063,389	6
Total TTF and Other Revenue	2,097,834,736	1,043,119,892	(1,054,714,844)	
Priority Transportation Fund (PTF)				
State Revenue	12,000,000	29,000,000	17,000,000	7
Total PTF	12,000,000	29,000,000	17,000,000	
Pass Through Revenues				
Revenue Dedicated to WMATA Capital Fund	132,120,000	154,370,000	22,250,000	1
State Revenue for Regional Entities	845,100,000	986,500,000	141,400,000	1
Total Pass Through Revenues	977,220,000	1,140,870,000	163,650,000	
TOTAL STATE REVENUES	8,300,987,247	7,643,493,025	(657,494,222)	
Federal Funding Sources				
Federal Highway Administration (FHWA)	1,678,357,199	1,522,204,576	(156,152,623)	8
Federal Transit Administration (FTA)	65,712,429	67,007,581	1,295,152	
Total Federal Funding	1,744,069,628	1,589,212,157	(154,857,471)	
TOTAL COMMONWEALTH TRANSPORTATION FUNDS	\$ 10,045,056,875	\$ 9,232,705,182	\$ (812,351,693)	

DISTRIBUTION OF REVENUE SOURCES	FY 2025	FY 2026	INCREASE (DECREASE)
Debt Service			
Northern Virginia Transportation District	\$ 7,562,400	\$ 7,565,400	\$ 3,000
Route 28	8,105,000	8,105,000	—
Route 58	29,571,644	38,172,200	8,600,556
Interstate 81	5,343,592	12,728,104	7,384,512
GARVEE Bonds	133,697,128	143,036,800	9,339,672
CPR Bonds	185,872,225	196,188,225	10,316,000
Total Debt Service	370,151,989	405,795,729	35,643,740
Other Agencies & Transfers			
Trust Fund Management	3,161,015	3,161,015	—
Support to Other State Agencies (excludes DRPT)	44,483,111	44,483,012	(99)
Indirect Costs	6,462,324	6,462,324	—
Total State Agencies	54,106,450	54,106,351	(99)
Maintenance & Operations			
Highway System Maintenance	2,253,248,429	2,398,231,994	144,983,565
Financial Assist. to Localities for Ground Transportation - Cities	526,283,488	543,655,244	17,371,756
Financial Assist. to Localities for Ground Transportation - Counties	91,374,707	94,396,673	3,021,966
Total Maintenance & Operations	2,870,906,624	3,036,283,911	165,377,287 9
Tolls, Administration & Other Programs			
Ground Transportation System Planning and Research	153,278,798	105,151,686	(48,127,112) 10
Environmental Monitoring & Compliance	21,336,888	34,001,781	12,664,893 11
Administrative and Support Services	373,693,618	383,791,856	10,098,238 12
Program Management and Direction	63,496,415	67,964,378	4,467,963
Toll Facilities Operations	59,595,800	60,638,907	1,043,107
Toll Facility Revolving Account	134,100,000	81,100,000	(53,000,000) 13
Capital Outlay	40,000,000	40,000,000	— 13
Total Tolls, Administration & Other Programs	845,501,519	772,648,608	(72,852,911)

DISTRIBUTION OF REVENUE SOURCES	FY 2025	FY 2026	INCREASE (DECREASE)
Transit and Rail Funds			
Share of TTF Distribution for Transit	\$ 537,933,160	\$ 568,458,144	\$ 30,524,984 1
Transit - Share of administrative costs	(727,033)	(727,033)	—
Other Revenue dedicated to Transit	16,971,123	17,395,401	424,278
Share of TTF Distribution for Rail	175,412,987	185,366,786	9,953,799 1
Rail - Share of administrative costs	(237,076)	(237,076)	—
Federal Transit Authority (FTA)	65,712,429	67,007,581	1,295,152
CMAQ (without State Match)	25,942,897	30,356,451	4,413,554 14
STP Regional (without State Match)	6,686,085	8,676,315	1,990,230 14
Interest Earnings	520,000	3,160,000	2,640,000
Mass Transit Fund-Support from Construction	8,157,248	9,758,193	1,600,945
Rail Fund - Support from Construction	4,000,000	4,000,000	—
Priority Transportation	53,100,000	52,000,000	(1,100,000)
General Fund for WMATA	60,200,000	84,500,000	24,300,000 3
Other	11,910,000	11,936,000	26,000
Subtotal Transit and Rail Funds	965,581,820	1,041,650,762	76,068,942
Pass Through Revenue for WMATA Capital			
Dedicated Revenue for WMATA Capital Fund	132,120,000	154,370,000	22,250,000 1
Transfer from NVTD Fund for WMATA Capital Fund	20,000,000	20,000,000	—
Subtotal WMATA Capital Fund	152,120,000	174,370,000	22,250,000
Airports - Share of TTF Distribution	35,082,597	37,073,357	1,990,760 1
Airports - Share of administrative costs	(47,415)	(47,415)	—
Airports - Interest Earnings	700,000	1,600,000	900,000
Total Airport Trust Fund	35,735,182	38,625,942	2,890,760
Ports - Share of TTF Distribution	58,470,996	61,788,929	3,317,933 1
Ports - Share of administrative costs	(79,026)	(79,026)	—
Ports - Interest Earnings	1,000,000	2,300,000	1,300,000
Total Port Trust Fund	59,391,970	64,009,903	4,617,933
Department of Motor Vehicles - Share of TTF Distribution	23,388,398	24,715,571	1,327,173 1
DMV - Share of administrative costs	(31,610)	(31,610)	—
Total DMV	23,356,788	24,683,961	1,327,173
Virginia Commercial Space Flight Authority - Share of TTF Distribution	23,388,398	24,715,571	1,327,173 1
Space Flight Authority - Share of administrative costs	(31,610)	(31,610)	—
Space - Interest Earnings	5,000	20,000	15,000
Total Space Flight Authority	23,356,788	24,703,961	1,347,173



DISTRIBUTION OF REVENUE SOURCES	FY 2025	FY 2026	INCREASE (DECREASE)	
Pass Through Revenue Allocations				
Central Virginia Transportation Authority Fund	\$ 197,300,000	\$ 245,400,000	\$ 48,100,000	
Northern Virginia Transportation Authority Fund	401,644,248	464,876,123	63,231,875	
Hampton Roads Transportation Fund	244,200,000	281,000,000	36,800,000	
Hampton Roads Regional Transit Fund	38,700,000	33,700,000	(5,000,000)	
Total Regional Transportation Programs	881,844,248	1,024,976,123	143,131,875	1
Construction				
Financial Assistance to Localities for Ground Transportation	19,049,816	17,881,182	(1,168,634)	
State of Good Repair Program	288,788,311	328,072,273	39,283,962	14
High Priority Projects Program	192,462,626	212,369,230	19,906,604	14
Construction District Grant Programs	316,464,139	334,644,496	18,180,357	14
Specialized State and Federal Programs	2,418,397,870	1,194,045,259	(1,224,352,611)	15
Virginia Highway Safety Improvement Program	96,231,314	106,184,616	9,953,302	14
Interstate Operations and Enhancement Program	343,928,181	287,697,053	(56,231,128)	16
Total Construction	3,675,322,257	2,480,894,109	(1,194,428,148)	
Special Structures	87,676,240	89,955,822	2,279,582	
DISTRIBUTION OF COMMONWEALTH TRANSPORTATION FUNDS				
	\$10,045,051,875	\$ 9,232,705,182	\$ (812,346,693)	
Agency Funding Summary:				
VDOT	\$ 8,870,766,575	\$ 7,950,418,846	\$ (920,347,729)	
Less Support to DRPT/VPRA	(85,257,248)	(85,758,193)	(500,945)	
VDOT (Net)	8,785,509,327	7,864,660,653	(920,848,674)	
DRPT/VPRA	1,117,701,820	1,216,020,762	98,318,942	
Ports	59,391,970	64,009,903	4,617,933	
Aviation	35,735,182	38,625,942	2,890,760	
DMV	23,356,788	24,683,961	1,327,173	
Space Flight Authority	23,356,788	24,703,961	1,347,173	
Grand Total	\$10,045,051,875	\$ 9,232,705,182	\$ (812,346,693)	

CTF State Revenue Details

STATE REVENUE SOURCES	FY 2025	FY 2026	INCREASE (DECREASE)
State Tax on Motor Fuels	\$1,504,300,000	\$1,555,900,000	\$51,600,000
Road Tax	85,100,000	82,300,000	(2,800,000)
Retail Sales & Use Tax	1,392,200,000	1,477,000,000	84,800,000
Motor Vehicle Sales and Use Tax	1,193,500,000	1,240,200,000	46,700,000
International Registration Plan	119,600,000	115,900,000	(3,700,000)
Motor Vehicle Licenses	219,500,000	222,400,000	2,900,000
Miscellaneous Revenues	18,600,000	18,900,000	300,000
Motor Vehicle Rental Tax	41,500,000	43,500,000	2,000,000
Aviation Fuels Tax	2,000,000	2,000,000	—
Highway Use Fee	65,400,000	104,700,000	39,300,000
Insurance Premium	221,300,000	240,400,000	19,100,000
Recordation Tax	55,900,000	63,600,000	7,700,000
Total	\$4,918,900,000	\$5,166,800,000	\$247,900,000

DRAFT

Endnotes

Endnote Number	Description
1	Revenue changes reflect impact of updated state revenue forecast.
2	Increase represents the unallocated Highway Maintenance and Operating Fund balance from prior years and increased estimates for miscellaneous revenues and property damage.
3	General Fund dollars made available in Chapters 2 (2024 Special Session I) in Fiscal Years 20253 and 2026 for Transportation Initiatives. Amounts will be updated pending final 2025 Appropriation Act.
4	Revenue and allocations represent funding from regional entities or localities for projects.
5	Revenue and allocations reflected planned use of bond proceeds for Route 58 Corridor Program.
6	Other Trust Fund Revenue includes updates for interest earnings expectations.
7	Revenue change reflects updated interest earnings estimate for the Priority Transportation Fund.
8	Federal revenue updates based on apportionment details and obligation limitation available to Virginia.
9	Allocation adjustments reflect program growth and supplemental funding for the VDOT Maintenance Program and Financial Assistance to Localities.
10	Allocations in the previous year included funding for study initiatives and 495 Southside Procurement.
11	Increased allocations for Environmental Monitoring and Compliance are provided for wetlands credits and municipal separate storm sewer system compliance activities.
12	Allocation adjustment reflects program growth for personal services and nonpersonal services.
13	Allocation adjustment reflects updates assumptions for toll facilities. In addition, General Fund dollars were provided for toll relief on Elizabeth River Crossings, \$77 million in FY 2025 and \$24 million in FY 2026.
14	Allocation change based on the Six-Year Improvement Program. Updates based on funds available for Construction Formula Distribution.
15	Reduced allocations reflect funding from regional entities or localities for projects.
16	Allocation change based on funds available for Construction Formula Distribution. The previous fiscal year included \$70 million in General Fund dollars for Interstate 81 Improvement Program.

Draft FY 2026

VDOT Annual Budget
April 2025



Table of Contents

Overview	3
Highway Maintenance and Operating Fund Revenues	6
Commonwealth Transportation Fund & Transportation Trust Fund	7
Other Funds Revenues	8
VDOT Allocations	9
Environmental Monitoring and Evaluation	11
Ground Transportation Planning and Research	12
Highway Construction Programs	13
State of Good Repair Program	14
High Priority Projects Program	14
Construction District Grant Programs	14
Specialized State and Federal Programs	15
VHSIP, IOEP, & Highway Construction Program Management	17
Highway System Maintenance	18
Commonwealth Toll Facilities	19
Financial Assistance to Localities	20
Non-Toll Supported Transportation Debt Service	21
Special Structures	22
Administrative and Support Services	23
VDOT Capital Outlay	24
Support to Other State Agencies	25
VDOT Budget Schedule	27
Appendix I - Powhite Parkway Extension	29
Appendix I - Coleman Bridge	30
Appendix I - I-66 Inside the Beltway	31
Appendix I - I-64 Express Lanes	32
Index: Acronyms and Terminology	33
Endnotes	34

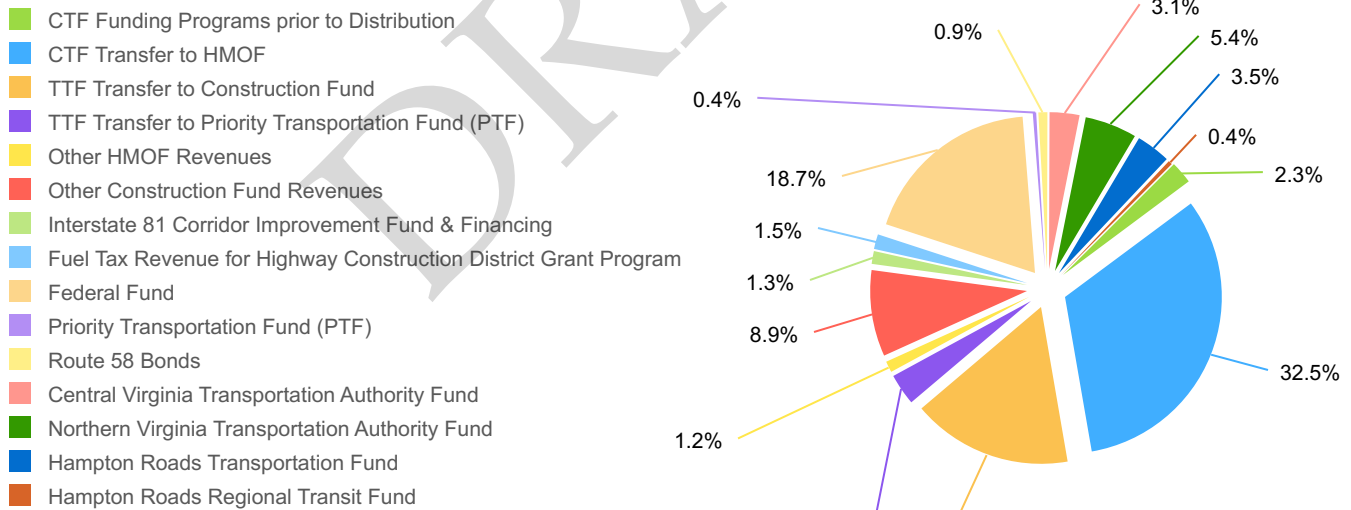
Overview

The Fiscal Year 2026 budget for the Virginia Department of Transportation (VDOT) identifies the estimated revenues and the distribution of the revenues to the related transportation programs. It is based on the state revenue forecast from December 2024 and reflects implementation of federal funding provided under the Infrastructure Investment and Jobs Act (IIJA). The VDOT Budget for FY 2026 totals \$7,950,418,846 a (11.6)% decrease over the FY 2025 VDOT Budget of \$8,870,766,575.

Chapter 1230 created the CTF which serves as the fund to which all statewide transportation revenues are deposited and then distributed to programs and funds. These transportation revenues include: (i) motor vehicles fuels taxes and road taxes for diesel fuel; (ii) vehicle registration fees; (iii) highway use fee; (iv) 0.5% statewide sales and use tax; (v) 0.3% statewide sale and use tax for transportation; (vi) 4.15% percent motor vehicles sales and use tax; (vii) motor vehicle rental tax (10 percent of gross proceeds from rentals for most passenger vehicles); (viii) \$0.03 of the \$0.25 per \$100 of assessed value of the statewide recordation tax; (ix) tax on liquid alternative fuel, set at the rate for gasoline; (x) International Registration Plan fees; and (xi) one-third of the revenue from insurance premium taxes.

VDOT's revenues are provided by dedicated state and federal revenue sources. The major state revenues are estimated by the Department of Taxation and are included in the state's official revenue estimate. VDOT continues to estimate federal revenues based upon information received from Federal Highway Administration (FHWA). The budget also includes the regional revenues provided to the Northern Virginia Transportation Authority, the Hampton Roads Transportation Accountability Commission, and the Central Virginia Transportation Authority.

Source of Transportation Funds



Overview

Detailed Sources of Transportation Funds

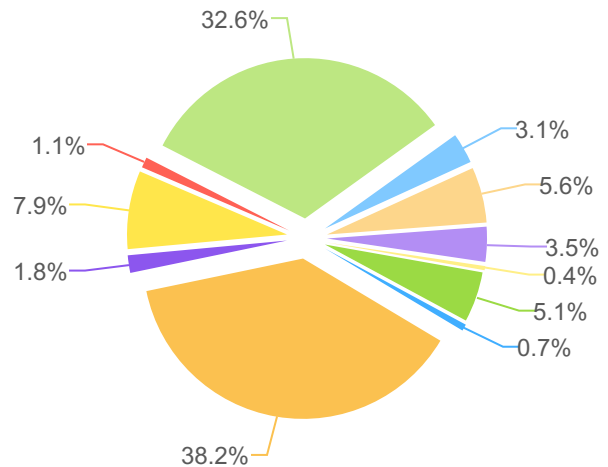
CTF Funding Programs prior to Distribution	\$ 184,955,822
CTF Transfer to HMOF	2,572,437,031
TTF Transfer to Construction Fund	1,309,925,289
TTF Transfer to Priority Transportation Fund (PTF)	259,513,500
Other HMOF Revenues	92,153,133
Other Construction Fund Revenues	705,754,944
Interstate 81 Corridor Improvement Fund & Financing	106,532,050
Fuel Tax Revenue for Highway Construction District Grant Program	122,275,267
Federal Fund	1,483,171,810
Priority Transportation Fund (PTF)	29,000,000
General Funds	24,000,000
Route 58 Bonds	74,200,000
Subtotal	\$ 6,963,918,846
Pass Through Revenues	
Central Virginia Transportation Authority Fund	245,400,000
Northern Virginia Transportation Authority Fund	426,400,000
Hampton Roads Transportation Fund	281,000,000
Hampton Roads Regional Transit Fund	33,700,000
TOTAL	\$ 7,950,418,846

Overview

VDOT's revenues provide funding for debt service, maintenance, administration and construction. This budget reflects the planned use of the revenues available to the agency and also includes the pass through funds to the regions. The following is a summary of the programs by spending category:

Allocations	FY 2025	FY 2026	INCREASE (DECREASE)
Debt Service	\$ 370,151,989	\$ 405,795,729	\$ 35,643,740
Other Agencies and Transfers	54,106,450	54,106,351	(99)
Maintenance & Operations	2,870,906,624	3,036,283,911	165,377,287
Toll Facility Operations	193,695,800	141,738,907	(51,956,893)
Administration & Other Programs	651,805,719	628,826,550	(22,979,169)
Public Transportation & Rail	85,257,248	85,758,193	500,945
Construction Program	3,779,742,745	2,591,409,205	(1,188,333,540)
Subtotal	\$8,005,666,575	\$6,943,918,846	\$(1,061,747,729)
Pass Through Revenues			
Central Virginia Transportation Authority Fund	197,300,000	245,400,000	48,100,000
Northern Virginia Transportation Authority Fund	384,900,000	446,400,000	61,500,000
Hampton Roads Transportation Fund	244,200,000	281,000,000	36,800,000
Hampton Roads Regional Transit Fund	38,700,000	33,700,000	(5,000,000)
TOTAL	\$8,870,766,575	\$7,950,418,846	\$ (920,347,729)

- Debt Service
- Other Agencies and Transfers
- Maintenance & Operations
- Toll Facility Operations
- Administration & Other Programs
- Public Transportation & Rail
- Construction Program
- Central Virginia Transportation Authority Fund
- Northern Virginia Transportation Authority Fund
- Hampton Roads Transportation Fund
- Hampton Roads Regional Transit Fund



Highway Maintenance & Operating Fund

The Highway Maintenance and Operating Fund (HMOF) is one of VDOT's major funds. The HMOF is intended to provide for the agency's maintenance, operations and administrative needs. Since Fiscal Year 2002, the HMOF has required transfers from the Construction Fund to cover the budgetary needs of the fund. With the updated revenue assumptions for FY 2022, this transfer reversed direction and the HMOF provided \$57.5 million to the Construction Fund, representing revenue in excess of budgetary allocations needed. The transfer from the Construction Fund to the HMOF returned in the FY 2023 recommendations.

HMOF Revenue Sources	FY 2025	FY 2026	Difference
CTF Transfer to HMOF	\$ 2,434,302,674	\$ 2,572,437,031	\$ 138,134,357 ¹
Miscellaneous Revenues	18,600,000	18,900,000	300,000
Other Revenue	31,132,511	73,253,133	42,120,622 ²
Subtotal	\$ 2,484,035,185	\$ 2,664,590,164	\$ 180,554,979
Transfer from Construction	509,882,302	533,489,093	23,606,791
Total	\$ 2,993,917,487	\$ 3,198,079,257	\$ 204,161,770

DRAFT

Commonwealth Transportation Fund & Transportation Trust Fund

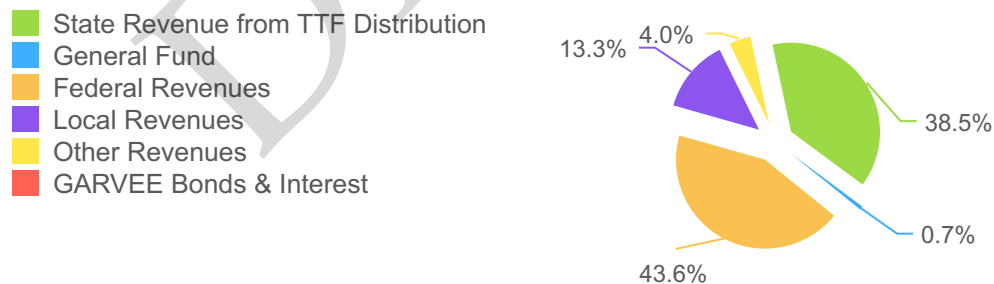
Chapter 1230 amends the allocation of funds. Before funds are distributed between the Transportation Trust Fund and the Highway Maintenance and Operating Fund (HMOF), (i) \$40 million annually will be deposited into the Route 58 Corridor Development Fund; (ii) \$40 million annually will be deposited into the Northern Virginia Transportation District Fund; and (iii) \$80 million annually (as adjusted annually based on changes in consumer price index for urban consumers) will be deposited into the Special Structure Fund. The following table provides details on revised distributions for Fiscal Year 2026.

Construction Fund Revenue Sources	FY 2025	FY 2026	Difference
Distributed to Route 58 Corridor Fund	\$ 40,000,000	\$ 40,000,000	\$ —
Distributed to Northern Virginia Transportation District Fund	40,000,000	40,000,000	—
Distributed to TTF for Support	1,181,262	1,210,794	29,532
Distributed to Special Structures	87,676,240	89,955,822	2,279,582
Total	\$ 168,857,502	\$ 171,166,616	\$ 2,309,114

The following table identifies the construction fund revenues by major source.

Construction Fund Revenue Sources	FY 2025	FY 2026	Difference
State Revenue from TTF Distribution	\$ 1,239,585,106	\$ 1,309,925,289	\$ 70,340,183
General Fund	147,000,000	24,000,000	(123,000,000)
Federal Revenues	1,645,728,217	1,483,171,810	(162,556,407)
Local Revenues	1,474,920,884	453,359,549	(1,021,561,335)
Other Revenues	92,029,186	134,503,199	42,474,013
Total	\$ 4,599,263,393	\$ 3,404,959,847	\$ (1,194,303,546)

Construction Fund Revenue by Source



Other Fund Revenues

VDOT manages a number of special funds. Each special fund receives dedicated revenues to be used to support the mission of the program.

Other Fund Revenues	FY 2025	FY 2026	Difference
Regional Transportation Funds	\$ 845,100,000	\$ 986,500,000	\$ 141,400,000 ¹
Interstate 81 Corridor Improvement Fund	103,553,395	106,532,050	2,978,655
Fuel Tax Revenue for the Special Fund Account for the Highway Construction District Grant Program	124,001,513	122,275,267	(1,726,246) ¹
Powhite Parkway Extension Toll Revenue	11,675,600	11,792,356	116,756
Coleman Bridge Toll Revenue	6,070,200	6,100,551	30,351
I-66 Inside the Beltway Toll Revenue	35,950,000	36,669,000	719,000
I-64 Express Lanes Toll Revenue	5,900,000	6,077,000	177,000
Northern VA Transportation District (NVTD)	7,833,414	5,689,920	(2,143,494)
Priority Transportation Fund (PTF)	245,578,182	259,513,500	13,935,318 ¹
Transportation Partnership Opportunity Fund	5,000,000	5,000,000	—
Route 58	154,860,544	74,200,000	(80,660,544) ⁷
Route 28	8,105,000	8,105,000	—
Other	64,800,000	64,800,000	—
Total	\$ 1,618,427,848	\$ 1,693,254,644	\$ 74,826,796
Total Construction Major Sources (page 7)			
	4,599,263,393	3,404,959,847	(1,194,303,546)
Transfer to HMOF	(509,882,302)	(533,489,093)	(23,606,791)
Total Construction Fund	\$ 5,707,808,939	\$ 4,564,725,398	\$ (1,143,083,541)

VDOT Program Descriptions and Allocations

DRAFT

Summary of Allocations by Program

The following table summarizes VDOT's budget by the major budgetary programs.

	FY 2025	FY 2026	INCREASE (DECREASE)
Environmental Monitoring and Evaluation (514) \$	21,336,888	\$ 34,001,781	\$ 12,664,893
Ground Transportation Planning and Research (602)	153,278,798	105,151,686	(48,127,112)
Highway Construction Programs (603)	3,719,768,856	2,530,977,305	(1,188,791,551)
Highway System Maintenance (604)	2,253,248,429	2,398,231,994	144,983,565
Commonwealth Toll Facilities (606)	193,695,800	141,738,907	(51,956,893)
Financial Assistance to Localities (607)	1,518,552,259	1,680,909,222	162,356,963
Non-Toll Supported Transportation Debt Service (612)	370,151,989	405,795,729	35,643,740
Special Structures (614)	87,676,240	89,955,822	2,279,582
Administrative and Support Services (699)	373,693,618	383,791,856	10,098,238
VDOT Capital Outlay (998)	40,000,000	40,000,000	—
Support to Other State Agencies	54,106,450	54,106,351	(99)
Support to DRPT Programs	85,257,248	85,758,193	500,945
Total	\$ 8,870,766,575	\$ 7,950,418,846	\$ (920,347,729)

DRAFT

Environmental Monitoring and Evaluation (514)

The Environmental Program consists of the following service areas:

Environmental Monitoring and Compliance for Highway Projects (514008) - To provide efforts to evaluate, monitor and maintain the quality of the state's natural resources as part of a balanced consideration of environmental and transportation needs. VDOT's wetland mitigation program is funded in this service area.

Environmental Monitoring Program Management and Direction (514009) - To provide activities related to the management and direction of the program. Adequate and effective management and direction is critical to the success of the program.

Municipal Separate Storm Sewer System Compliance Activities (514010) - To provide efforts to address storm water discharges, including the related operational and maintenance activities, to meet Total Maximum Daily Load reduction targets. VDOT's current Municipal Separate Storm Sewer System (MS4) permit requires VDOT to reduce its pollutant load allocation to the Chesapeake Bay.

ENVIRONMENTAL MONITORING & EVALUATION (514)	FY 2025	FY 2026	INCREASE (DECREASE)
Environmental Monitoring & Compliance for Highway Projects (514008)	\$ 12,467,830	\$ 20,850,096	\$ 8,382,266
Environmental Monitoring Program Management (514009)	4,606,181	4,762,749	156,568
Municipal Separate Storm Sewer System Compliance Activities (514010)	4,262,877	8,388,936	4,126,059
TOTAL ENVIRONMENTAL MONITORING & EVALUATION	\$ 21,336,888	\$ 34,001,781	\$ 12,664,893
TTF	21,336,888	34,001,781	12,664,893

Ground Transportation Planning & Research (602)

Ground Transportation Planning and Research is comprised of:

Ground Transportation System Planning (602001) - To provide efforts to lead and plan a comprehensive system of ground transportation, including the planning of particular ground transportation projects through surveying, mapping and studies. These studies are the basis for decisions on proposed highway plans, programs and projects, as well as other travel modes and routes throughout Virginia.

Ground Transportation System Research (602002) - To provide efforts devoted to the planning and delivery of a comprehensive ground transportation research, development, consulting and technology transfer program covering the areas of transportation system operations, maintenance, structural design and construction, materials and specifications, safety, environmental stewardship, finance and policy.

Ground Transportation Program Management and Direction (602004) - To provide activities related to the management and direction of the program. Adequate and effective management and direction is critical to the success of the program.

PLANNING & RESEARCH (602)	FY 2025	FY 2026	INCREASE (DECREASE)
Ground Transportation System Planning (602001)	\$ 132,667,645	\$ 91,394,702	\$ (41,272,943)
Ground Transportation System Research (602002)	15,549,795	8,530,116	(7,019,679)
Ground Transportation Program Management (602004)	5,061,358	5,226,868	165,510
TOTAL PLANNING & RESEARCH	\$ 153,278,798	\$ 105,151,686	\$ (48,127,112)
HMOF	19,779,352	12,896,263	(6,883,089)
CONSTRUCTION	105,975,115	67,398,850	(38,576,265)
FEDERAL	27,524,331	24,856,573	(2,667,758)

Highway Construction Programs (603)

For Fiscal Year 2026, the funding made available for distribution is distributed via the formula outlined in the Code of Virginia, § 33.2-358. With the enactment of Chapter 1230, funds are distributed to the following programs: State of Good Repair Program, High Priority Projects Program, Construction District Grant Program, Interstate Operations and Enhancement Program, and Virginia Highway Safety Improvement Program. The following table provides details on distributions for Fiscal Year 2026.

The budget also contains a significant application of Toll Credits that are used as "soft match" to meet the nonfederal share matching requirements. The federal share on most projects in the future can effectively be increased up to 100 percent. However, the use of soft match does not increase the federal funding available to Virginia.

CONSTRUCTION (603)	FY 2025	FY 2026	INCREASE (DECREASE)	
State of Good Repair Program (603020)	\$ 288,693,940	\$ 328,072,273	\$ 39,378,333	10
High Priority Projects Program(603021)	192,462,626	212,369,230	19,906,604	10
Construction District Grant Programs (603022)	316,464,139	334,644,496	18,180,357	10
Specialized State and Federal Programs (603023)	2,419,774,468	1,195,865,953	(1,223,908,515)	
Virginia Highway Safety Improvement Program (603017)	134,783,478	106,184,616	9,953,302	10
Interstate Operations and Enhancement Program (603018)	274,702,353	285,876,359	(56,769,595)	10
Construction Management (603015)	63,496,415	67,964,378	4,467,963	
TOTAL CONSTRUCTION	\$3,719,768,856	\$2,530,977,305	\$(1,188,791,551)	
CONSTRUCTION	2,041,280,420	1,129,227,777	(912,052,643)	
FEDERAL	1,154,863,376	1,021,974,996	(132,888,380)	
I-81 CORRIDOR IMPROVEMENT FUND	168,209,803	93,803,946	(74,405,857)	
SPECIAL FUND ACCOUNT FOR CONSTRUCTION DGP	124,001,513	122,275,267	(1,726,246)	
PTF	20,043,930	39,993,368	19,949,438	
TPOF	19,974,151	19,974,151	—	
VTIB	7,700,000	7,700,000	—	
GENERAL FUND	—	—	—	
ROUTE 58	185,288,900	96,027,800	(89,261,100)	

Highway Construction Programs (603)

STATE OF GOOD REPAIR PROGRAM (603020)

The purpose of the State of Good Repair Program service area is to allocate funds to state of good repair purposes for reconstruction and replacement of structurally deficient state and locally owned bridges and reconstruction and rehabilitation of pavement on the Interstate System and primary state highway system determined to be deteriorated by the Board, including municipality-maintained primary extensions. (Code of Virginia §33.2-369)

STATE OF GOOD REPAIR PROGRAM (603020)	FY 2025	FY 2026	INCREASE (DECREASE)
TOTAL STATE OF GOOD REPAIR	\$ 288,693,940	\$ 328,072,273	\$ 39,378,333
CONSTRUCTION	121,698,031	140,100,590	18,402,559
FEDERAL	166,995,909	187,971,683	20,975,774

HIGH PRIORITY PROJECTS PROGRAM (603021)

The purpose of the High Priority Projects Program service area is to allocate funds to the established program for projects and strategies that address a transportation need identified for a corridor of statewide significance or a regional network in the Statewide Transportation Plan pursuant to Code of Virginia §33.2-353. From funds allocated to this program, the Board shall allocate funds to the Innovation and Technology Transportation Fund, provided that the allocation shall not exceed \$25 million annually. (Code of Virginia §33.2-370)

HIGH PRIORITY PROJECTS PROGRAM (603021)	FY 2025	FY 2026	INCREASE (DECREASE)
TOTAL HIGH PRIORITY PROJECTS	\$ 192,462,626	\$ 212,369,230	\$ 19,906,604
CONSTRUCTION	37,222,315	84,883,416	47,661,101
FEDERAL	155,240,311	127,485,814	(27,754,497)
GARVEE	—	—	—

CONSTRUCTION DISTRICT GRANT PROGRAMS (603022)

The purpose of the Construction District Grant Programs service area is to allocate funds to the established grant program in each highway construction district to fund projects and strategies that address a need in the Statewide Transportation Plan developed pursuant to Code of Virginia §33.2-353. In accordance with §33.2-359, the Commonwealth Transportation Board shall allocate funds to improve nonsurface treated secondary highways that carry 50 or more vehicles per day. This allocation shall not exceed \$25 million annually (Code of Virginia, §33.2-371).

CONSTRUCTION DISTRICT GRANT PROGRAMS (603022)	FY 2025	FY 2026	INCREASE (DECREASE)
TOTAL CONSTRUCTION DISTRICT GRANT	\$ 316,464,139	\$ 334,644,496	\$ 18,180,357
CONSTRUCTION	87,294,823	132,146,619	44,851,796
SPECIAL FUND ACCOUNT FOR CONSTRUCTION DGP	124,001,513	122,275,267	(1,726,246)
FEDERAL	105,167,803	80,222,610	(24,945,193)
GARVEE	—	—	—

Highway Construction Programs (603)

SPECIALIZED STATE AND FEDERAL PROGRAMS (603023)

The purpose of the Specialized State and Federal Programs service area is to allocate funds to State and Federal Construction Programs that are not components of the other funding distributions. The Federal programs that are exempt from the distribution process are outlined in § 33.2-214.1 of the Code of Virginia (Statewide prioritization process for project selection). These include Congestion Mitigation and Air Quality (CMAQ) funding and Regional Surface Transportation Program funding. The service area will also allocate bond programs and the state and local components of Revenue Sharing. Anticipated funding from regional entities for projects is also allocated in this service area.

SPECIALIZED STATE AND FEDERAL PROGRAMS (603023)	FY 2025	FY 2026	INCREASE (DECREASE)	
CMAQ & State Match	\$ 56,003,034	\$ 34,031,266	\$ (21,971,768)	
Participating Project Costs	60,000,000	60,000,000	—	
Project Participation from CVTA	1,180,504	—	(1,180,504)	
Project Participation from HRTAC	695,901,157	330,484,102	(365,417,055)	12
HRTAC Participation for Hampton Roads Bridge-Tunnel Expansion Project	247,528,950	—	(247,528,950)	12
Project Participation from NVTA	421,047,222	14,883,137	(406,164,085)	12
Revenue Sharing	200,000,000	200,000,000	—	
STP Set-aside	38,110,219	33,387,796	(4,722,423)	4
STP Regional & State Match	130,799,075	115,333,932	(15,465,143)	4
Tele Fees	8,562,051	7,291,310	(1,270,741)	
PTF for Multimodal Improvements	32,700,000	—	(32,700,000)	13
PTF for Construction Projects	14,224,050	29,935,368	15,711,318	13
Carbon Reduction Program and State Match	34,640,380	31,280,836	(3,359,544)	4
PROTECT	39,388,593	35,568,550	(3,820,043)	4
Bridge	98,252,567	98,252,567	—	
Bridge - Off System	17,338,688	17,338,688	—	
Electric Vehicles	24,039,940	22,657,759	(1,382,181)	
Route 58 Bonds	152,200,000	74,200,000	(78,000,000)	
HIP - Community Project Grants	87,753,133	10,058,000	(77,695,133)	
Other	92,804,905	81,162,642	(11,642,263)	
TOTAL SPECIALIZED STATE AND FEDERAL PROGRAMS (603023)	\$ 2,452,474,468	\$ 1,195,865,953	\$ (1,256,608,515)	

Highway Construction Programs (603)

SPECIALIZED STATE AND FEDERAL PROGRAMS (603023)	FY 2025	FY 2026	INCREASE (DECREASE)
CONSTRUCTION	1,672,281,306	643,232,589	(1,029,048,717)
FEDERAL	514,702,820	387,117,351	(127,585,469)
GENERAL FUND	—	—	—
PTF	20,043,930	39,993,368	19,949,438
CONCESSION FEE FUND	—	—	—
I-81 CORRIDOR IMPROVEMENT FUND	1,282,227	1,820,694	538,467
OTHER BOND PROGRAMS/FUNDS	185,288,900	96,027,800	(89,261,100)
NVTD	271,014	—	(271,014)
VTIB	7,700,000	7,700,000	—
GARVEE BOND PROCEEDS	—	—	—
TPOF	19,974,151	19,974,151	—
TOTAL SPECIALIZED STATE AND FEDERAL PROGRAMS (60323)	\$ 2,421,544,348	\$ 1,195,865,953	\$ (1,225,678,395)

DRAFT

Highway Construction Programs (603)

VIRGINIA HIGHWAY SAFETY IMPROVEMENT PROGRAM (603017)

The purpose of the Virginia Highway Safety Improvement Program is to reduce motorized and non-motorized fatalities and severe injuries on highways in the Commonwealth, whether such highways are state or locally maintained. (Code of Virginia § 33.2-373)

VIRGINIA HIGHWAY SAFETY IMPROVEMENT PROGRAM (603017)	FY 2025	FY 2026	INCREASE (DECREASE)
TOTAL VHSIP	\$ 96,231,314	\$106,184,616	\$ 9,953,302
TTF	—	706,251	706,251
FEDERAL	96,231,314	105,478,365	9,247,051

10

INTERSTATE OPERATIONS & ENHANCEMENT PROGRAM (603018)

The purpose of the Interstate Operations and Enhancement Program is to improve the safety, reliability, and travel flow along interstate highway corridors in the Commonwealth. (Code of Virginia § 33.2-372)

INTERSTATE OPERATIONS & ENHANCEMENT PROGRAM (603018)	FY 2025	FY 2026	INCREASE (DECREASE)
TOTAL IOEP	\$ 342,645,954	\$ 285,876,359	\$ (56,769,595)
TTF	59,193,159	60,193,934	1,000,775
FEDERAL	116,525,219	133,699,173	17,173,954
I-81	166,927,576	91,983,252	(74,944,324)

10;14

CONSTRUCTION MANAGEMENT (603015)

The purpose of the construction management program is to provide activities related to the management and direction of the program. Adequate and effective management and direction is critical to the success of the program.

CONSTRUCTION MANAGEMENT (603015)	FY 2025	FY 2026	INCREASE (DECREASE)
TOTAL CONSTRUCTION MANAGEMENT	\$ 63,496,415	\$ 65,881,227	\$ 2,384,812
TTF	63,496,415	65,881,227	2,384,812

Highway System Maintenance (604)

The maintenance program consists of:

Interstate Maintenance (604001) - To preserve the public's investment through the delivery of an effective and efficient statewide maintenance program to protect and enhance the transportation infrastructure and the safety of the traveling public.

Primary Maintenance (604002) - To preserve the public's investment through the delivery of an effective and efficient statewide maintenance program to protect and enhance the transportation infrastructure and the safety of the traveling public.

Secondary Maintenance (604003) - To preserve the public's investment through the delivery of an effective and efficient statewide maintenance program to protect and enhance the transportation infrastructure and the safety of the traveling public.

Transportation Operations Services (604004) - To improve mobility, safety, travel time reliability and security on the transportation system through the deployment of a variety of operational strategies including regional smart traffic centers, emergency services, traveler services, congestion management and traffic signalization optimization.

Highway Maintenance Program Management and Direction (604005) - To provide activities related to the management and direction of the program. Adequate and effective management and direction is critical to the success of the program.

HIGHWAY SYSTEM MAINTENANCE (604)	FY 2025	FY 2026	INCREASE (DECREASE)
Interstate Maintenance (604001)	\$ 484,098,515		\$ (484,098,515)
Primary Maintenance (604002)	648,176,255		(648,176,255)
Secondary Maintenance (604003)	664,423,848		(664,423,848)
Transportation Operations Services (604004)	362,029,227		(362,029,227)
Highway Maintenance Program Management & Direction (604005)	94,520,584		(94,520,584)
TOTAL HIGHWAY SYSTEM MAINTENANCE	\$2,253,248,429	\$2,398,231,994	\$ 144,983,565
HMOF	1,934,449,881	2,114,721,617	180,271,736
FEDERAL	318,798,548	283,510,377	(35,288,171)

FY 2026 Service Area Distribution will be reflected in the final recommended budget.

Commonwealth Toll Facilities (606)

Revenues collected from toll facilities contribute to Virginia's safe and effective transportation system. Of these facilities, four are currently owned and operated by VDOT: Powhite Parkway Extension Toll Road in Chesterfield County, George P. Coleman Bridge in Gloucester County, I-66 Inside the Beltway and I-64 Express Lanes.

Toll Facility Acquisition and Construction (606001) - To provide for efforts to acquire and construct ground transportation toll facilities.

Toll Facility Debt Service (606002) - To provide for the debt service requirements of the debt-financed toll facilities. The bond indentures for the toll facilities require the Commonwealth Transportation Board (CTB) to set toll rates for all classes of vehicles which will provide sufficient net revenues to meet the facility's obligations. Toll roads are typically constructed with debt financing and the subsequent toll collection revenues are used for debt service payments. Both the George P. Coleman Bridge and the Powhite Parkway Extension have completed paying off bonds sold to finance the construction of the facilities. The remaining debt owed by both facilities is to Toll Facility Revolving Account.

Toll Facility Maintenance and Operation (606003) - To provide for the operational costs of the four toll facilities operated by VDOT: the George P. Coleman Bridge and the Powhite Parkway Extension Toll Road, I-66 Inside the Beltway facility and I-64 Express Lanes. All operating costs associated with that facility are to be paid out of the revenues generated by that facility. Customer service and toll collection are toll facilities' main operations.

Toll Facilities Revolving Fund (606004) - To provide a method to finance and/or refinance existing and potential toll facilities. Funds allocated from the Toll Facilities Revolving Account intended for planned or operating toll facilities are considered advance funding and are expected to be repaid to the Toll Facilities Revolving Account.

COMMONWEALTH TOLL FACILITIES (606)	FY 2025	FY 2026	INCREASE (DECREASE)
Acquisition & Construction (606001)	\$ —	\$ —	\$ —
Debt Service (606002)	—	—	—
Maintenance & Operations (606003)	59,595,800	60,638,907	1,043,107
Toll Facilities Revolving (606004)	134,100,000	81,100,000	(53,000,000)
TOTAL TOLL FACILITIES	\$ 193,695,800	\$ 141,738,907	\$ (51,956,893)
POWHITE	11,675,600	11,792,356	116,756
COLEMAN	6,070,200	6,100,551	30,351
I-66 INSIDE THE BELTWAY	35,950,000	36,669,000	719,000
I-64 EXPRESS LANES	5,900,000	6,077,000	177,000
GENERAL FUND	77,000,000	24,000,000	(53,000,000)
TOLL FACILITIES REVOLVING	57,100,000	57,100,000	—

Financial Assistance to Localities (607)

Financial Assistance to Localities consists of:

Financial Assistance for City Road Maintenance (607001) - To provide monetary support to localities for capital improvements and/or maintenance of roads and/or transportation facilities. Direct financial assistance is provided to 84 cities and towns to maintain, operate, and improve their arterial and collector roads and local streets. The level of assistance to the respective local governments for maintenance expenditures is based on the number of qualifying lane-miles in each locality and available funding.

Financial Assistance for County Road Maintenance (607002) - Provide monetary support in lieu of maintenance services to localities for road maintenance and upkeep where such localities have elected to maintain their own highway systems. Currently, Henrico and Arlington maintain their own roads.

Financial Assistance for Planning, Access Roads, and Special Projects (607004) - To manage and distribute funding for recreational and industrial access programs and the Metropolitan Planning federal grant program. The Recreational Access Program provides funding for roads and bikeways to new or expanding non-federal, non-commercial public parks and historic sites. Access roads for qualifying airports and industrial sites, and access tracks for qualified rail users are provided through VDOT's Industrial, Airport, and Rail Access Fund. The Metropolitan Planning Grants are federal funds available to support activities undertaken by Metropolitan Planning Organizations (MPOs) to develop long-range transportation plans and transportation improvement programs.

Distribution of Northern Virginia Transportation Authority Fund Revenues (607006) - To transfer state regional tax revenues to the Northern Virginia Transportation Authority to fund local and regional transportation projects.

Distribution of Hampton Roads Transportation Fund Revenues (607007) - To transfer state regional tax revenues to the Hampton Roads Transportation Accountability Commission to fund local and regional transportation projects.

Distribution of Central Virginia Transportation Authority Fund Revenues (607010) - To transfer state regional tax revenues to the Central Virginia Transportation Authority to fund local and regional transportation projects.

FINANCIAL ASSISTANCE TO LOCALITIES (607)	FY 2025	FY 2026	INCREASE (DECREASE)	
Financial Assistance for City Road Maintenance (607001)	\$ 526,283,488	\$ 543,655,244	\$ 17,371,756	15
Financial Assistance for County Road Maintenance (607002)	91,374,707	94,396,673	3,021,966	15
Financial Assistance for Planning, Access Roads, & Special Projects (607004)	19,049,816	17,881,182	(1,168,634)	
Distribution of Northern Virginia Transportation Authority Fund Revenues (607006)	401,644,248	464,876,123	63,231,875	1
Distribution of Hampton Roads Transportation Fund Revenues (607007)	282,900,000	314,700,000	31,800,000	1
Distribution of Central Virginia Transportation Authority Fund Revenues (607010)	197,300,000	245,400,000	48,100,000	1

TOTAL FINANCIAL ASSISTANCE TO LOCALITIES **\$1,518,552,259 \$1,680,909,222 \$ 162,356,963**

HMOF	617,658,195	638,051,917	20,393,722
CONSTRUCTION	24,949,230	26,564,241	1,615,011
FEDERAL	10,844,834	9,793,064	(1,051,770)
CENTRAL VIRGINIA TRANSPORTATION FUND	197,300,000	245,400,000	48,100,000
NORTHERN VIRGINIA TRANSPORTATION FUND	384,900,000	446,400,000	61,500,000
HAMPTON ROADS TRANSPORTATION FUND	244,200,000	281,000,000	36,800,000
HAMPTON ROADS REGIONAL TRANSIT FUND	38,700,000	33,700,000	(5,000,000)

Non-Toll Supported Transportation Debt Service (612)

Non-Toll Supported Transportation Debt Service consists of:

Highway Transportation Improvement District Debt Service (612001) - To provide for the debt service requirements of the bonds sold to finance transportation improvements in special tax districts. There is currently only one such district, the State Route 28 Highway Transportation Improvement District in Fairfax and Loudoun counties.

Designated Highway Corridor Debt Service (612002) - To provide for the debt service requirements of the bonds sold to finance transportation improvements in special designated highway corridors. The Commonwealth Transportation Board has issued transportation revenue bonds for the U.S. Route 58 Corridor Development Program, and the Northern Virginia Transportation District (NVTD) Program.

Commonwealth Transportation Capital Projects Bond Act Debt Service (612004) - To provide for the debt service requirements of the bonds sold to finance transportation improvements under the Commonwealth Transportation Capital Projects Bond Act.

Federal Transportation Grant Anticipation Revenue Notes Debt Service (612005) - To provide for the debt service requirements of the bonds sold as Federal Transportation Grant Anticipation Revenue bonds (GARVEEs).

Interstate 81 Corridor Improvement Program Debt Service (612006) - To provide for the estimated debt service requirements of the bonds sold to finance transportation improvements on the Interstate 81 Corridor.

Non-Toll Supported Transportation Debt Service (612)	FY 2025	FY 2026	INCREASE (DECREASE)
Highway Transportation Improvement Debt Service (612001)	\$ 8,105,000	\$ 8,105,000	\$ —
Designated Highway Corridor Debt Service (612002)	37,134,044	45,737,600	8,603,556
Commonwealth Transportation Capital Projects Bond Act Debt Service (612004)	185,872,225	196,188,225	10,316,000
Federal Transportation Grant Anticipation Revenue Notes Debt Service (612005)	133,697,128	143,036,800	9,339,672
Interstate 81 Corridor Improvement Program Debt Service (612006)	5,343,592	12,728,104	7,384,512
TOTAL NON-TOLL SUPPORTED DEBT SERVICE	\$ 370,151,989	\$ 405,795,729	\$ 28,259,228

NVTD	7,562,400	7,565,400	3,000
ROUTE 28	8,105,000	8,105,000	—
CPR BONDS	185,872,225	196,188,225	10,316,000
ROUTE 58	29,571,644	38,172,200	8,600,556
I-81	5,343,592	12,728,104	7,384,512
FEDERAL	133,697,128	143,036,800	9,339,672

Special Structures (614)

Statewide Special Structures (614000) - Special Structures are very large, indispensable and unique bridges and tunnels identified by the Commissioner of Highways and approved by the Commonwealth Transportation Board. The General Assembly declares it to be in the public interest that the maintenance, rehabilitation, and replacement of special structures in the Commonwealth occur timely as to provide and protect a safe and efficient highway system. The Board is establishing a program for the maintenance, rehabilitation, and replacement of special structures in the Commonwealth. With the assistance of the Department of Transportation, the Board developed and will maintain a plan for the maintenance, rehabilitation, and replacement of special structures in the Commonwealth.

VDOT SPECIAL STRUCTURES	FY 2025	FY 2026	INCREASE (DECREASE)
TOTAL VDOT SPECIAL STRUCTURES	\$ 87,676,240	\$ 89,955,822	\$ 2,279,582
SPECIAL STRUCTURES	87,676,240	89,955,822	2,279,582

18

DRAFT

Administrative and Support Services (699)

Administrative and Support Services is comprised of:

General Management and Direction (699001) - To provide for the general administrative management, direction and support activities of VDOT. This includes, but is not limited to, accounting services, human resources, succession planning, health and safety services, procurement, facilities management, management studies, policy analysis, process improvements, performance management, internal auditing, innovative financing, financial planning services and oversight of compensation programs for all VDOT employees.

Information Technology Services (699002) - To provide for administrative management, direction and infrastructure support for tasks including, but not limited to, automated data processing services for citizens and visitors to the Commonwealth, Virginia's legislative bodies, other state and local government agencies as well as its own Department of Transportation employees.

Facilities and Grounds Management Services (699015) - To provide physical plant maintenance needs to VDOT facilities. This maintenance work is considered ordinary or routine nature and includes the cost of labor, equipment and materials to make minor repairs to utilities such as plumbing, heating, and electrical; and the maintenance of driveways, parking lots, and yards. The service area also funds small renovation/alteration projects that cost no more than \$10,000.

Employee Training and Development (699024) - To provide Employee Training and Development services to VDOT. This includes traditional classroom training and related development activities and tuition reimbursement.

ADMINISTRATIVE & SUPPORT SERVICES (699)	FY 2025	FY 2026	INCREASE (DECREASE)
General Management & Direction (699001)	\$ 196,694,126	\$ 207,184,684	\$ 10,490,558
Information Technology Services (699002)	141,065,441	138,442,094	(2,623,347)
Facilities and Grounds Management Services (699015)	23,349,307	25,350,204	2,000,897
Employee Training & Development (699024)	12,584,744	12,814,874	230,130
TOTAL ADMINISTRATIVE & SUPPORT SERVICES	\$ 373,693,618	\$ 383,791,856	\$ 10,098,238
HMOF	372,512,356	382,891,856	10,379,500
CTF	1,181,262	900,000	(281,262)

19

VDOT Capital Outlay (998)

Capital Outlay funding is provided to support the agency's building and renovation needs as well as Maintenance Reserve needs. This funding may be used for acquisition of real property (including buildings or plant) or machinery or equipment, new construction, and improvements related to state-owned real property, buildings, plant, machinery or equipment (including plans therefore), as defined in the Code of Virginia. All capital outlay projects must be approved by the Governor and General Assembly via the Six-Year Capital Improvement Plan and the Biennial Budget. VDOT receives direction from the Department of Planning and Budget and the Department of General Services on the development and execution of the Capital Outlay Program.

VDOT CAPITAL OUTLAY (998)	FY 2025	FY 2026	INCREASE (DECREASE)
TOTAL VDOT CAPITAL OUTLAY	\$ 40,000,000	\$ 40,000,000	\$ —
CONSTRUCTION	40,000,000	40,000,000	—

DRAFT

Program Allocations by Fund

VDOT provides funding to other agencies to cover support activities and services related to the transportation programs.

SUPPORT TO OTHER STATE AGENCIES	FY 2025	FY 2026	INCREASE (DECREASE)
Transportation Appropriation to Other Agencies			
Department of Education	\$ 301,676	\$ 301,676	\$ —
Marine Resources Commission	313,768	313,768	—
Secretary of Transportation	1,068,986	1,068,986	—
Department of State Police	9,637,997	9,179,045	(458,952)
Department of Minority Business Enterprise	1,800,567	1,800,567	—
Department of Historic Resources	226,807	226,807	—
Department of Emergency Management	1,360,549	1,360,549	—
Department of Motor Vehicles	15,332,836	15,791,689	458,853
Department of Treasury	185,188	185,187	(1)
Virginia Liaison Office	199,891	199,891	—
Office of the State Inspector General	2,254,194	2,254,194	—
SUBTOTAL	32,682,459	32,682,359	(100)
Transfers to the General Fund			
Department of General Services	388,254	388,254	—
Department of Agriculture & Conservation Services	97,586	97,586	—
Chesapeake Bay Initiatives	10,000,000	10,000,000	—
Indirect Costs	6,462,324	6,462,324	—
Department of Taxation	2,975,827	2,975,828	1
SUBTOTAL	19,923,991	19,923,992	1
Transfers to Other Agencies			
Department of Motor Vehicles (fuel tax evasion)	1,500,000	1,500,000	—
SUBTOTAL	1,500,000	1,500,000	—
TOTAL SUPPORT TO OTHER STATE AGENCIES	\$ 54,106,450	\$ 54,106,351	\$ (99)
HMOF	49,517,703	49,517,604	(99)
CONSTRUCTION	3,077,221	3,077,221	—
TPOF	25,849	25,849	—
DMV	31,610	31,610	—
RAIL	237,076	237,076	—
PTF	331,907	331,907	—
PORTS	79,026	79,026	—
AIRPORTS	47,415	47,415	—
DRPT	727,033	727,033	—
SPACE	31,610	31,610	—

Program Allocations by Fund

The following table summarizes VDOT's budget by major program and major fund.

Program	HMOF	Construction	Federal	Bonds	Other*	Total
Environmental Monitoring and Evaluation (514)	\$ —	\$ 34,001,781	\$ —	\$ —	\$ —	\$ 34,001,781
Ground Transportation Planning & Research (602)	12,896,263	67,398,850	24,856,573	—	—	105,151,686
Highway Construction Programs (603)	—	1,139,285,777	1,021,974,996	—	369,716,532	2,530,977,305
Highway System Maintenance (604)	2,114,721,617	—	283,510,377	—	—	2,398,231,994
Commonwealth Toll Facilities (606)	—	—	—	—	141,738,907	141,738,907
Financial Assistance to Localities (607)	638,051,917	8,088,118	9,793,064	—	1,024,976,123	1,680,909,222
Non-Toll Supported Transportation Debt Service (612)	—	—	143,036,800	—	262,758,929	405,795,729
Special Structures (614)	—	89,955,822	—	—	—	89,955,822
Administrative and Support Services (699)	382,891,856	—	—	—	900,000	383,791,856
VDOT Capital Outlay (998)	—	40,000,000	—	—	—	40,000,000
Support to Other State Agencies	49,517,604	3,077,221	—	—	1,511,526	54,106,351
Support to DRPT Programs	—	13,758,193	—	—	72,000,000	85,758,193
TOTAL	\$3,198,079,257	\$ 1,395,565,762	\$ 1,483,171,810	\$ —	\$1,873,602,017	\$7,950,418,846

* - Other includes I-81 Corridor Improvement Fund, Statewide Interstate Improvement Fund, Tolls, PTF, Route 58, Route 28, Oak Grove, TPOF, Concession Fund Interest and Regional Transportation Funds.

DRAFT

Budget Comparison Schedule for FY 2026

Revenues

Revenue provided by the General Fund of the Commonwealth	\$ 24,000,000
Taxes	1,174,875,267
Rights and privileges	24,882,708
Sale of property and commodities	—
Interest, dividends, and rents	46,948,964
Fines, forfeitures, court fees	—
Penalties and escheats	17,100,000
Receipts from localities and private sector	515,014,239
Federal grants and contracts	1,483,171,810
Toll revenues	100,638,907
Other	125,869,489
Total Revenues	<u>3,512,501,384</u>

Other Financing Sources

Other financing sources	89,853,770
Bond proceeds	21,232,050
Note proceeds	—
Transfers from other state agencies and General Fund	—
Transfers in	4,326,831,642
Total Other Financing Sources	<u>4,437,917,462</u>
Total Revenues and Other Sources	<u>\$7,950,418,846</u>

Budget Comparison Schedule for FY 2026

Expenditures

Administrative and support services	\$ 383,791,856
Ground transportation system planning and research	105,151,686
Highway system acquisition and construction	2,523,863,595
Highway system maintenance	2,398,231,994
Financial assistance to localities	1,680,909,222
Environmental monitoring and compliance	34,001,781
Toll facility operations and construction	148,852,617
Special Structures	89,955,822
Capital Outlay	40,000,000
Debt Service	405,795,729
Total Expenditures	<u>7,810,554,302</u>

Other Financing Uses

Other financing uses	—
Transfers to other state agencies and General Fund	139,864,544
Transfers out	—
Total Other Financing Uses	<u>139,864,544</u>

Total Expenditures and Other Uses **\$7,950,418,846**

Revenues and Other Sources Over (Under) Expenditures and **\$ —**

Appendix I - Powhite Parkway Extension (0436) FY 2026

FY 2026 ESTIMATED REVENUE

Toll Revenues	\$ 11,675,600
TOTAL ESTIMATED REVENUES	\$ 11,675,600
Toll Facility Revolving Account Loan Repayment	2,896,271
TOTAL ESTIMATED REVENUE AVAILABLE FOR EXPENDITURES	\$ 8,779,329

FY 2026 EXPENDITURE BUDGET

Revenue Fund	
Operations	5,779,329
Maintenance Replacement Fund	3,000,000
TOTAL ESTIMATED EXPENDITURES	\$ 8,779,329

Details of Operating Expenditures	ALLOCATION FY 2025	RECOMMENDED FY 2026	INCREASE (DECREASE)
Personal Services	1,622,856	1,702,376	79,520
Contractual Services	1,404,800	1,448,349	43,549
Supplies and Materials	60,550	62,427	1,877
Transfer Payments	2,290,093	2,400,000	109,907
Continuous Charges	131,500	135,577	4,077
Property and Improvements	—	—	—
Equipment	30,600	30,600	—
Obligations	—	—	—
TOTAL - Operating Expenditures	\$ 5,540,399	\$ 5,779,329	\$ 238,930

Appendix I - Coleman Bridge (0437) FY 2026

FY 2026 ESTIMATED REVENUE

Toll Revenues	\$ 6,070,200
TOTAL ESTIMATED REVENUE AVAILABLE	\$ 6,070,200

Toll Facility Revolving Account Loan Repayment	2,844,829
TOTAL ESTIMATED REVENUE AVAILABLE FOR EXPENDITURES	\$ 3,225,371

FY 2026 EXPENDITURE BUDGET

Revenue Fund	
Operations	3,225,371
Maintenance Replacement Fund	—
TOTAL ESTIMATED EXPENDITURES	\$ 3,225,371

Details of Operating Expenditures	ALLOCATION FY 2025	RECOMMENDED FY 2026	INCREASE (DECREASE)
Personal Services	671,612	704,521	32,909
Contractual Services	1,548,400	1,596,400	48,000
Supplies and Materials	53,450	55,107	1,657
Transfer Payments	440,000	440,000	—
Continuous Charges	80,200	82,686	2,486
Property and Improvements	—	—	—
Equipment	343,600	346,657	3,057
Obligations	—	—	—
TOTAL - Operating Expenditures	\$ 3,137,262	\$ 3,225,371	\$ 88,109

Appendix I - I-66 Inside the Beltway (0446) FY 2026

FY 2026 ESTIMATED REVENUE

Toll Revenues	\$ 39,644,000
Court Payments	200,000
FY 2024 Carryover for NVTC	5,125,473
TOTAL ESTIMATED REVENUES	<u>\$ 44,969,473</u>

FY 2026 EXPENDITURE BUDGET

Revenue Fund	
Operations	\$ 36,744,000
Maintenance Replacement Fund	3,100,000
TOTAL ESTIMATED EXPENDITURES	<u>\$ 39,844,000</u>

	RECOMMENDED FY 2026
Personal Services	\$ 700,000
Contractual Services	8,883,300
Supplies and Materials	5,800
Transfer Payments	27,149,500
Continuous Charges	400
Property and Improvements	—
Equipment	5,000
Obligations	—
TOTAL - Operating Expenditures	<u>\$ 36,744,000</u>

Memorandum of Agreement Waterfall Budget

Tolling Operation and Maintenance	\$ 12,694,500
Debt Service on Rail Component Debt	—
NVTC Payment	11,314,082
Pay go for Rail Components	13,444,778
Toll Facilities Revolving Account (TFRA) Repayment	2,390,640
Debt Service on NVTC Debt	—
Additional Repayments to TFRA	—
Remaining to Components selected by NVTC/ Approved by CTB	—
	<u>\$ 39,844,000</u>

FY 2024 Carryover for NVTC	\$ 5,125,473
Total	<u>\$ 44,969,473</u>

Appendix I - I-64 Express Lanes (0447) FY 2026

FY 2026 ESTIMATED REVENUE

Toll Revenues	\$ 5,900,000
TOTAL ESTIMATED REVENUES FOR EXPENDITURES	\$ 5,900,000
<i>Less: Toll Facility Revolving Account Loan Repayment</i>	<i>1,500,000</i>
TOTAL ESTIMATED REVENUE AVAILABLE	\$ 4,400,000

FY 2026 EXPENDITURE BUDGET

Revenue Fund	
Operations	4,400,000
Maintenance Replacement Fund	—
TOTAL ESTIMATED EXPENDITURES	\$ 4,400,000

Details of Operating Expenditures	ALLOCATION FY 2025	RECOMMENDED FY 2026	INCREASE (DECREASE)
Personal Services	485,775	509,578	23,803
Contractual Services	2,042,825	3,659,864	1,617,039
Supplies and Materials	250	258	8
Transfer Payments	220,000	220,000	—
Continuous Charges	—	300	300
Property and Improvements	—	—	—
Equipment	—	10,000	10,000
Obligations	—	—	—
TOTAL - Operating Expenditures	\$ 2,748,850	\$ 4,400,000	\$ 1,651,150

Index: Acronyms and Terminology

Term	Description
BROS	Bridge Off-System
CMAQ	Congestion Mitigation and Air Quality
CTF	Commonwealth Transportation Fund
DRPT	Department of Rail and Public Transportation
FHWA	Federal Highway Administration
GARVEE	Federal Grant Anticipation Revenue Bonds
HMOF	Highway Maintenance and Operating Fund
NHPP	National Highway Performance Program
NVTD	Northern Virginia Transportation District
PTF	Priority Transportation Fund
Soft Match	The budget contains a significant application of Toll Credits that are used as "soft match" to meet the non-federal share matching requirements. Section 120(j) of Title 23 permits states to substitute certain previous toll-financed investments for state matching funds on current Federal-aid projects. It permits the non-Federal share of a project's cost to be met through a "soft match" of toll credits. The federal share on most projects in the future can effectively be increased up to 100 percent. However, the use of soft match does not increase the federal funding available to Virginia.
STP	Surface Transportation Program
STP Regional	Federal allocation that is to be used in urbanized areas with population greater than 200,000 – This portion is to be divided among those areas based on their relative share of population
STP Statewide	Surface Transportation Program sub-allocation that may be used in any area of the State
STP Under 200,000	Federal allocation that is to be used in areas with population greater than 5,000 but no more than 200,000
STP Under 5,000	Federal allocation that is to be used in areas with population of 5,000 or less
TAP	Transportation Alternatives Program
Tele Fees	Allocation of revenue from Public Rights-of-Way Use Fee to a provider of telecommunications service
Toll Facilities Revolving	Toll Facilities Revolving Account
TPOF	Transportation Partnership Opportunity Fund
TTF	Transportation Trust Fund

Endnotes

Endnote Number	Description
1	Revenue changes reflect impact of updated state revenue forecast.
2	Increase represents the unallocated Highway Maintenance and Operating Fund balance from prior years and increased estimates for miscellaneous revenues and property damage.
3	General Fund dollars made available in Chapters 2 (2024 Special Session I) in Fiscal Years 20253 and 2026 for Transportation Initiatives. Amounts will be updated pending final 2025 Appropriation Act.
4	Federal revenue updates based on apportionment details and obligation limitation available to Virginia.
6	Other Revenue includes updates for interest earnings expectations and other miscellaneous revenue sources.
7	Revenue and allocations reflected planned use of bond proceeds for Route 58 Corridor Program.
8	Increased allocations for Environmental Monitoring and Compliance are provided for wetlands credits and municipal separate storm sewer system compliance activities.
9	Allocations in the previous year included funding for study initiatives and 495 Southside Procurement.
11	Includes updated revenue estimate for the Fuel Tax dedicated to the Special Fund Account for the Construction District Grant Program.
12	Revenue and allocations represent funding from regional entities or localities for projects.
13	Allocation change reflects updated interest earnings estimate for the Priority Transportation Fund. PTF allocations for rail improvements are provided as support to Rail/Virginia Passenger Rail Authority.
14	Adjustment reflects change in funds available to program areas as prescribed in the Code of Virginia, §33.2-358. Interstate Operations and Enhancement Program adjustments also include updates to funds directly allocated for the Interstate 81 Corridor Improvements Program.
15	Allocation adjustments reflect program growth and supplemental funding for the VDOT Maintenance Program and Financial Assistance to Localities.
16	Allocation adjustment reflects updates assumptions for toll facilities.
17	General Fund dollars were provided for toll relief on Elizabeth River Crossings, \$77 million in FY 2025 and \$24 million in FY 2026.
18	Update reflects prescribed change in Special Structures funding.
19	Allocation adjustment reflects program growth for personal services and nonpersonal services.



Draft FY2026-2031 Six Year Improvement Program & FY2026 Budget

Commonwealth Transportation Board

Deanna Oware, Chief Financial Officer

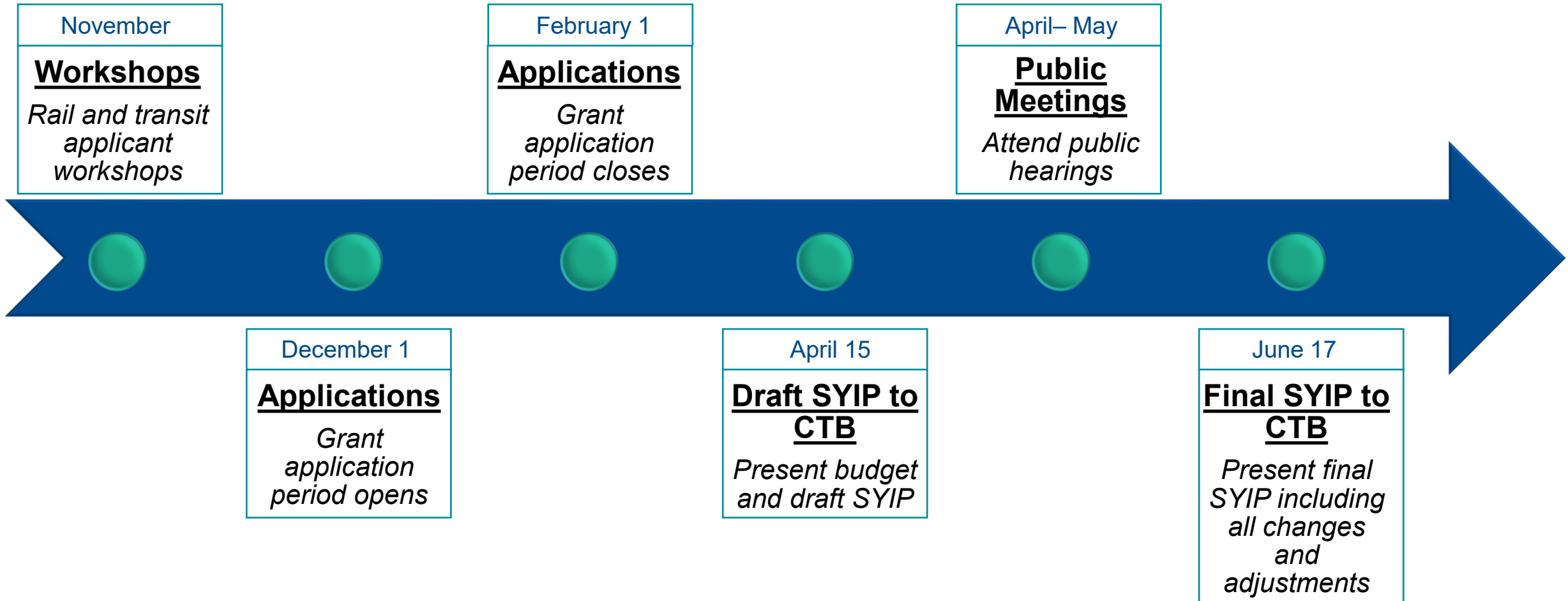
Zach Trogon, Chief of Public Transportation

Emily Stock, Chief of Rail Transportation

April 15, 2025



FY2026-2031 Six Year Improvement Program (SYIP) Timeline



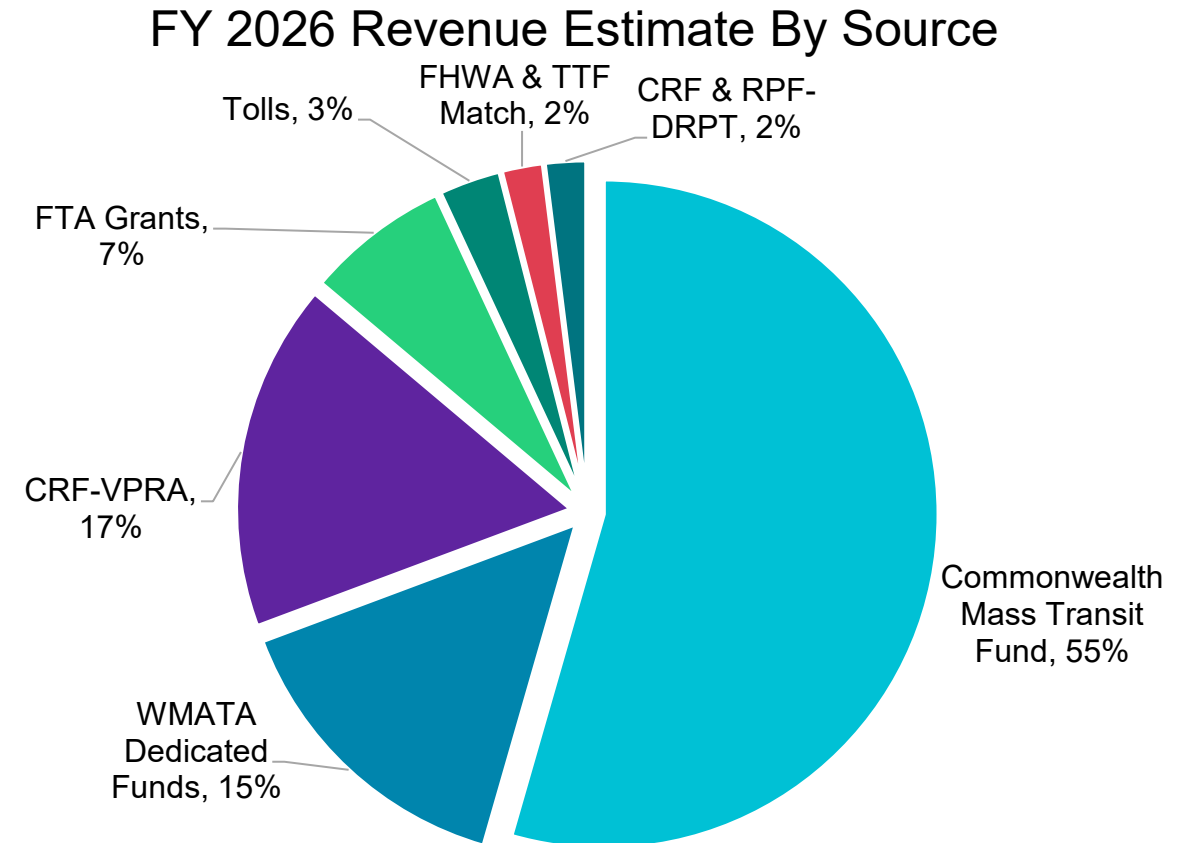
Draft FY2026-2031 SYIP Overview

- FY2026-2031 SYIP identifies planned funding for allocation of public transportation and rail projects over the next six fiscal years.
- FY2026 revenue estimate plus prior year carry forward balances provide available funding for Year One (FY2026) project allocations in the SYIP.
- FY2026 Available Funding for *DRPT-managed* projects is \$971M
 - FY2026 revenue estimate is \$843.2M, an increase of \$35.1M from previous year.
 - Carry forward balances from transit and rail added \$127.8M to available revenue in FY2026.
- Preliminary allocations for DRPT in Year One (FY2026) total \$879.9M, an increase of \$27.6M than Year One in FY2025.



FY2026 Revenue Estimates Highlights

- Year-over-year revenue growth projected in most sources.
 - Commonwealth Mass Transit Fund revenue estimates are \$30M more in FY2026 compared to previous year.
 - DRPT Rail revenue is \$1.3M more in FY2026 compared to previous year.
- FTA revenue amounts will be adjusted in final SYIP once full apportionment is known.
- FHWA-transit related projects will be updated in final SYIP.



FY2026-2031 Revenue Estimates

(\$ in millions)

	FY2026	FY2027	FY2028	FY2029	FY2030	FY2031	FY2026- FY2031	Previous FY2025- 2030	Difference
Commonwealth Mass Transit Revenues									
Statewide Operating Assistance (MERIT)*	121.8	122.1	126.0	129.9	134.4	138.4	772.6	710.5	62.1
Statewide Capital Assistance (MERIT)	84.5	84.7	87.4	90.1	93.3	96.0	536.0	493.0	43.0
Special Programs (MERIT)	12.4	12.5	12.9	13.3	13.7	14.1	78.9	72.5	6.4
Transit Ridership Incentive Program (TRIP)	29.8	29.9	30.9	31.8	32.9	33.9	189.2	174.0	15.2
WMATA Assistance	231.2	231.7	239.2	246.5	255.1	262.7	1,466.4	1,348.5	117.9
WMATA PRIIA	50.0	50.0	50.0	50.0	50.0	50.0	300.0	300.0	0.0
Virginia Railway Express	17.4	17.4	18.0	18.6	19.2	19.8	110.4	101.6	8.8
Other-Off The Top	23.6	28.2	28.8	29.5	30.2	30.8	171.1	174.6	(3.5)
Total Commonwealth Mass Transit Fund	570.7	576.5	593.2	609.7	628.8	645.7	3,624.6	3,374.7	249.9

*MERIT: Making Efficient & Responsible Investments in Transit

FY2026-2031 Revenue Estimates

(\$ in millions)

	FY2026	FY2027	FY2028	FY2029	FY2030	FY2031	FY2026- FY2031	Previous FY2025- 2030	Difference
Other Public Transit Revenues									
I-395 Tolls	17.4	17.8	18.3	18.7	19.2	19.7	111.1	108.4	2.7
I-66 Outside the Beltway	11.0	11.0	12.0	15.0	18.0	20.0	87.0	87.0	0.0
WMATA Dedicated Capital Fund	154.5	154.5	154.5	154.5	154.5	154.5	926.9	926.9	0.0
State Match (TTF for FHWA Transit Projects)	4.9	4.9	5.9	5.8	6.9	1.7	30.1	52.8	(22.7)
Local Funds	.4	1.0	1.0	1.0	1.0	1.1	5.5	5.9	(0.4)
Federal Revenues for Transit									
FTA Grants	67.0	67.0	67.0	67.0	67.0	67.0	402.0	394.2	7.8
CMAQ/RSTP/CRP (FHWA Transit Projects)	19.5	19.6	23.6	23.3	277	6.7	120.4	215.7	(95.3)
Total Public Transit Revenues	845.4	851.3	874.5	894.0	922.1	915.3	5,302.1	5,159.8	142.4

FY2026-2031 Revenue Estimates

(\$ in millions)

	FY2026	FY2027	FY2028	FY2029	FY2030	FY2031	FY2026- FY2031	Previous FY2025- 2030	Difference
Commonwealth Rail Fund Revenues									
FREIGHT Program and Rail Planning	13.5	13.5	14.0	14.4	14.8	15.3	85.5	76.9	8.6
VPRA-Passthrough	172.2	174.1	179.3	184.4	190.4	195.7	1,096.1	1,022.2	73.9
Other Rail Fund Revenues									
Rail Preservation Fund	4.2	4.2	4.2	4.2	4.2	4.2	25.2	24.0	1.2
Total Rail Program Revenues	189.8	191.8	197.5	203.0	209.4	215.1	1,206.8	1,123.1	83.7
Grand Total DRPT Revenues	1,035.2	1,043.1	1,072.0	1,097.0	1,131.5	1,130.5	6,508.9	6,282.8	226.1



FY2026 Preliminary Allocations – Program Highlights

- Preliminary FY2026 allocations will grow by 7.5% over FY2025.
 - Public Transportation MERIT and TRIP allocations will increase 4.0%.
 - WMATA, VRE, and VPRRA growth driven by growth in the revenue forecast.
 - DRPT Rail growth due to carry forward balances and growth in revenue forecast.
 - Slight reduction in FHWA-transit-related funding. MPOs select these projects.

FY2026 Preliminary Allocations

Compared to prior year allocations (\$ in millions)

	FY2025	FY2026	Difference	Y-O-Y Growth
Public Transportation (MERIT & TRIP)	339.6	353.0	13.4	4.0%
Other Public Transportation	52.7	47.3	-5.3	-10.0%
Washington Metropolitan Area Transit Authority	425.5	441.9	16.4	3.9%
Virginia Railway Express (VRE)	16.3	17.4	1.1	6.8%
DRPT Rail	18.2	20.3	2.1	11.5%
Transforming Rail in Virginia (VPRA)	181.9	231.8	49.9	27.5%
TOTAL	1,034.2	1,111.7	77.6	7.5%

FY2026 Public Transportation Overview

MERIT - *Making Efficient Responsible Investments in Transit*



- Implemented in 2019 pursuant to *Code of Virginia 33.2-1526.1*.
- Centered on a prioritization/performance-based process to allocate state and federal transit funding for:
 - Statewide Operating Assistance
 - Statewide Capital Assistance
 - Special Programs
- WMATA and VRE are excluded from this program.

MERIT – Statewide Operating Assistance (FY2026 Funding Available: \$127.2M*)

The policy for allocating operating assistance was established in 2018 after adoption by the Transit Service Delivery Advisory Committee and the Commonwealth Transportation Board

The methodology balances the need for reliable annual funding with the use of performance metrics to meet the following goals:

- Promote Fiscal Responsibility
- Support Robust Transit Service
- Improve Transit Patronage
- Incentivize Efficient Operations
- Promote Mobility
- Support Social Safety Net

Performance metrics used in the calculation of operating assistance are:

- Passengers Per Vehicle Revenue Hour
- Passengers Per Vehicle Revenue Mile
- Operating Cost Per Vehicle Revenue Hour
- Operating Cost Per Vehicle Revenue Mile
- Operating Cost Per Passenger



MERIT – Statewide Operating Assistance

- The formula for FY2026 operating assistance is based on **FY21 - FY24 performance and financial data** from transit agencies.
- The program caps the amount of operating assistance to any one agency at **30%** of its operating expenses based on the most recently audited financials (FY2024 for the FY2026 SYIP).

MERIT – Statewide Capital Assistance (FY2026 Available Funding: \$90.9M*)

State of Good Repair (SGR) [up to 68% state match]

- Based on transit asset management principles, including federal requirements for Transit Asset Management
- Projects that replace or rehabilitate an existing asset, excluding major capital construction projects with a total cost over \$3 million
 - Replacement/ Rehabilitation of a specific existing asset

Example SGR Projects:
Replacement Revenue Vehicles
Replacement Support Vehicles

Minor Enhancements (MIN) [up to 68% state match]

- Based on service impact factors (e.g., operating efficiency, frequency, reliability)
- Projects that add capacity or include the purchase of new assets meeting the following criteria:
 - Total project cost is \$3 million or less
 - All Projects for engineering and design of infrastructure or facilities

Example MIN Projects:
New On-board Camera System
New Facility Security Gates

Major Expansions (MAJ) [up to 50% state match]

- Benefit/Cost analysis based on SMART SCALE Factors (congestion mitigation, economic development, accessibility, safety, environmental quality, and land use)
- Projects to add, expand, or improve transit services or facilities, with:
 - Total project cost exceeding \$3 million
 - All projects that include the replacement of an entire existing facility

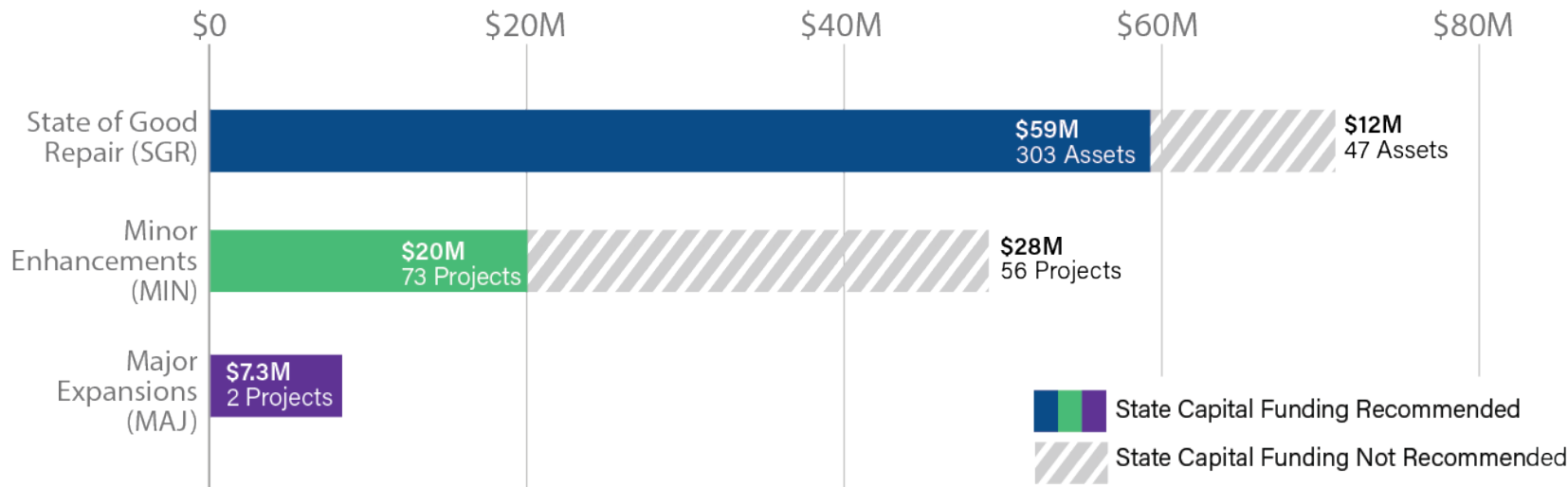
Example MAJ Projects:
New Bus Rapid Transit (BRT) Infrastructure
New Maintenance/ Operations Facility

MERIT – Statewide Capital Assistance

FY2026 Projects

FY26 - DRPT State Capital Funding Recommended

Includes Recommended Awards of: State Capital (CMTF) Revenues



The FY26 recommended Capital Assistance Program includes:

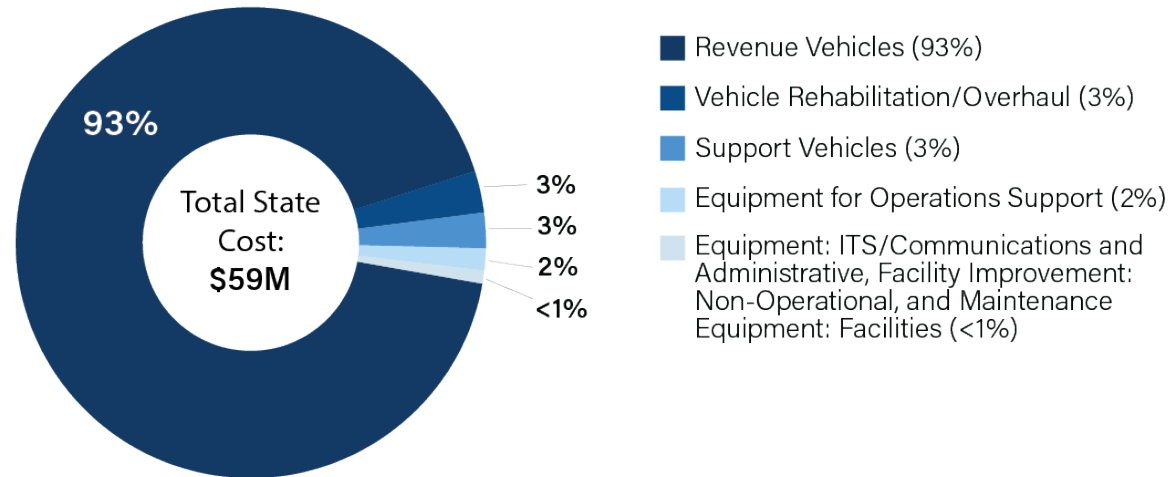
- **State of Good Repair (SGR)** projects that replace assets that are at or nearing their useful life for age or mileage)
- **Minor Enhancement** projects that purchases new assets or replaces ones not currently scored on useful life
- **Two Major Expansion** projects:
 - Suffolk Transit – Operations Facility
 - DASH – Operations Facility

MERIT – Statewide Capital Assistance

State of Good Repair

FY26 - State of Good Repair Projects

Recommended Awards By Project Type

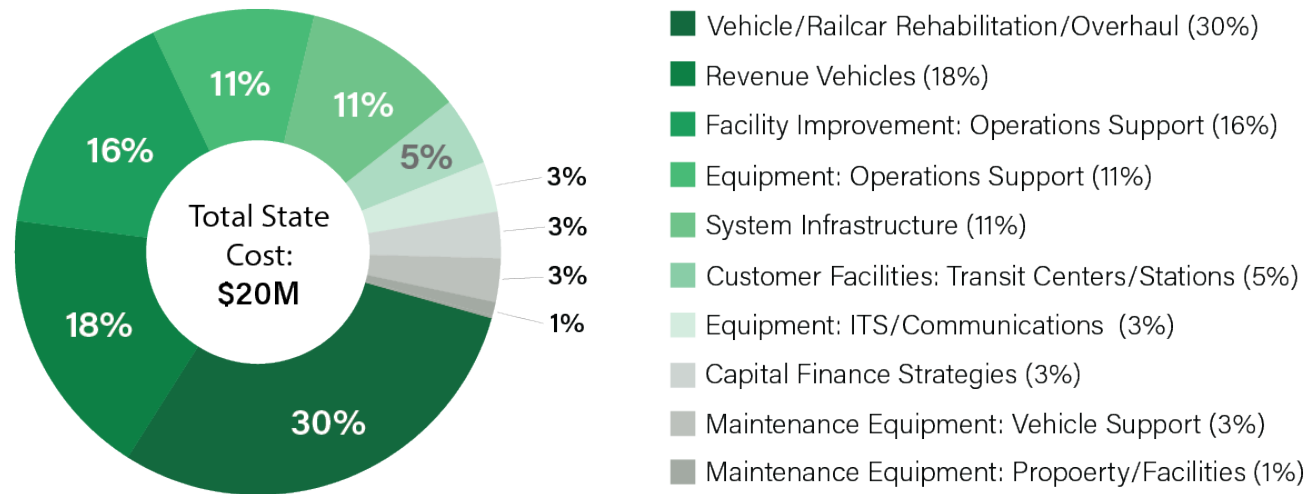


- **350 individual assets evaluated**
- **303 replacement assets recommended for funding**
- **Projects that scored well include:**
 - Revenue vehicle replacements and rehabilitations
 - Support vehicle replacements
 - A small number of projects supporting facility improvements, maintenance, and equipment for operating and administrative support
- **Projects that did not score well include:**
 - Replacements of assets that have not yet met 95% of their useful life

MERIT – Statewide Capital Assistance Minor Enhancement

FY26 - Minor Enhancement Projects

Recommended Awards By Project Type



- **129 Projects Evaluated**
- **73 Projects Recommended for Funding**
- **Projects that scored well include:**
 - Vehicle/Railcar rehabilitations
 - Expansion vehicles
 - Equipment for operational support and onboard ITS systems
 - System infrastructure
 - Maintenance equipment and parts
 - Facility improvements with operational impacts
- **Projects that did not score well include:**
 - Equipment for administrative support
 - Facility improvements with non-operational impacts

Recommended Major Expansion Projects

- Alexandria Transit Company (DASH):
Renovation of William B. Hurd Transit Facility
 - **Total Cost:** \$9,365,790
 - **State Cost:** \$4,682,895 (50%)



- City of Suffolk – Suffolk Transit: Replacement Administration, Operations, and Maintenance Facility (Phase 2)
 - **Total Cost:** \$5,237,064
 - **State Cost:** \$2,618,532 (50%)



- *4 Applications were submitted for Major Expansion projects, 2 were eligible for and shifted into the TRIP program

FY2026 MERIT – Special Programs

- **81** individually evaluated projects
- **\$19.4M** in total state funding available (includes carryforward funding)
- **\$17.4M** in total state funding requested
- **\$14.8M** in total state funding awarded
- Project Requests by Program Category:

Program Category	# Requested	\$ Requested	# Awarded	\$ Awarded
Technical Assistance	26	\$2.1M	22	\$1.8M
Demonstration Assistance	16	\$9.9M	13	\$8.4M
Workforce Development	9	\$509k	4	\$286k
Commuter Assistance Programs-Operating	15	\$3.0M	15	\$2.3M
Commuter Assistance Programs-Project Assistance	15	\$1.9M	14	\$1.9M
TOTAL	81	\$17.4M	68	\$14.8M



FY2026 Transit Ridership Incentive Program (TRIP)

- General Assembly created TRIP under 33.2-1526.3 of the Code of Virginia and includes four program categories
- **52** individually evaluated projects
- **\$87.5M** in total state funding available (includes carryforward funding)
- **\$83.8M** in total state funding requested
- **\$65.8M** in total state funding awarded
- Project Requests by Program Category:

Program Category	# Requested	\$ Requested	# Awarded	\$ Awarded
Regional Connectivity	14	\$60.0M	12	\$49.7M
Zero-Free/Subsidized Fares	2	\$459k	2	\$459k
Passenger Amenities	20	\$11.9M	16	\$10.3M
Public Safety & Crime Prevention	16	\$5.1M	8	\$5.3M
TOTAL	52	\$83.8M	38	\$65.8M





WMATA Assistance and WMATA PRIIA

- 46.5% of the CMTF (approximately \$231M in FY2026) is allocated to NVTC for distribution to WMATA on behalf of its local jurisdictions for operating and capital needs. WMATA must satisfy certain reporting and compliance items contained in Code and CTB policy.
- An additional \$50 Million in CMTF funds are provided annually to meet the Commonwealth's share under the federal Passenger Rail Investment and Improvement Act (PRIIA)
- \$154.5M also is provided for capital costs from the WMATA Capital Fund, which is separate and not funded from the CMTF.



Virginia Railway Express

VRE may by Code receive up to 3.5% (\$17.4 M) of eligible funds from the Commonwealth Mass Transit Fund to assist in funding of operating and capital needs.

- DRPT assesses funding eligibility based on six service delivery factors and how these compare to national mean and median of commuter rails systems in the United States:
 - Ridership
 - Annual change in ridership
 - Annual change in passengers per mile
 - Cost Efficiency
 - Cost per passenger
 - System Reliability and Safety
 - On-time performance
 - Mean distance between major mechanical failures
 - Annual number of preventable fatalities and injuries
- VRE is also required to submit a detailed annual operating and capital budget to CTB by February 1 of each year.

FY2026 Rail Overview

Rail Investment Plan



Projects in DRPT's draft SYIP are aligned with the Virginia Statewide Rail Plan, which was adopted by the Federal Railroad Administration in 2023 and adheres to the vision and goals established by CTB and VTrans.

DRPT's Rail SYIP includes the following categories:

Rail Preservation Fund	Commonwealth Rail Fund	
	FREIGHT Program	Rail Planning
		<ul style="list-style-type: none">• Federal discretionary grant match• Statewide Rail Plan• Federal grant application technical assistance• Federal grant management

Application Evaluation Process

(Similar to the MERIT process, DRPT Rail Programs uses the following steps to evaluate and recommend projects)



Rail Preservation Fund Overview



- Purpose: to maintain a state of good repair
- Class III only (shortlines)
- 30% match required
- 2,052 State of Good Repair miles funded during FY2023-2025

Rail Preservation Fund Eligibility Screening

- Must be a shortline (Class III) railroad operating in Virginia to apply

Shortline

1

- Raise the Class of Track Safety Standards, and/or maintain Class 2 Track Safety Standards (Class 3 where passenger service exists)
- Support 286k load capacity on bridges

Track Safety Standard

2


- 30% match required

Matching Funds

3

Rail Preservation Fund Recommendations

Bridge Work



Norfolk Portsmouth Beltline Upgrades

- Chesapeake & Portsmouth
- Project #1 Lift Bridge Repair - \$1.5 M
- Project #2 System & Bridge Upgrades - \$1.35 M



Bridge #135 Repair and Upgrade

- Shenandoah Valley Railroad
- Staunton
- \$140 k

Rail Preservation Fund Recommendations

Resurfacing



Virginia Southern Track Improvements

- Buckingham Branch Railroad
- Charlotte, Lunenburg, Mecklenburg, Nottoway & Prince Edward
- \$12M



Track Bed and Tie Replacements

- Shenandoah Valley Railroad
- Augusta
- \$740k

FREIGHT Program Overview

(Source: Commonwealth Rail Fund)



- Purpose: to increase network capacity
- Benefit-Cost Analysis and 30% design required
- FY2023-2025 grants:
 - 46% average applicant match

FREIGHT Program Eligibility Screening

- Meet at least 1 goal of the Statewide Rail Plan

Align with
State Goals

1

- Increase carload throughput through physical capacity expansion or improved operational capacity

Network
Expansion

2

- Minimum 30% engineering plans complete and submitted with application

30%
Design

3

FREIGHT Program Recommendations

Capacity



Pleasant Valley Yard Capacity

- Shenandoah Valley Railroad
- Rockingham County
- \$1.4M



Potts Valley Branch Improvements

- Norfolk Southern
- Giles County
- \$8M

FY2026 Rail Applications Dashboard

Location

Legend

- Rail Preservation Fund
- FREIGHT Program



Count

8

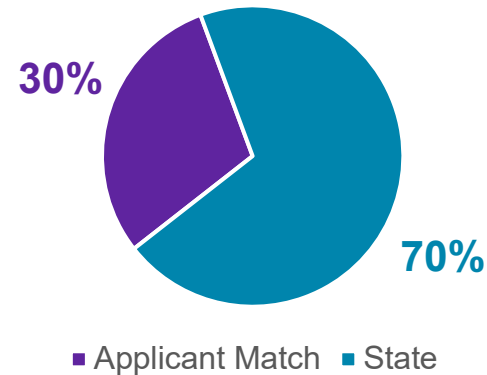
Rail Preservation Fund 6 | 2 FREIGHT Program

Cost

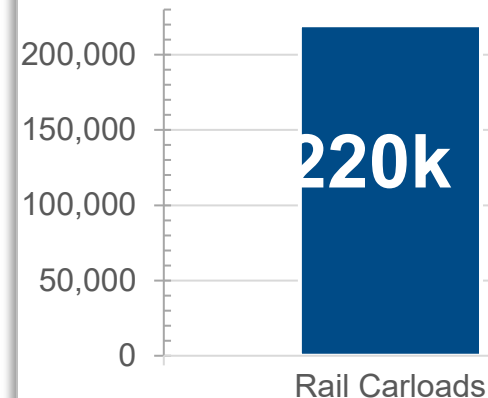


- Rail Preservation Fund
- FREIGHT Program

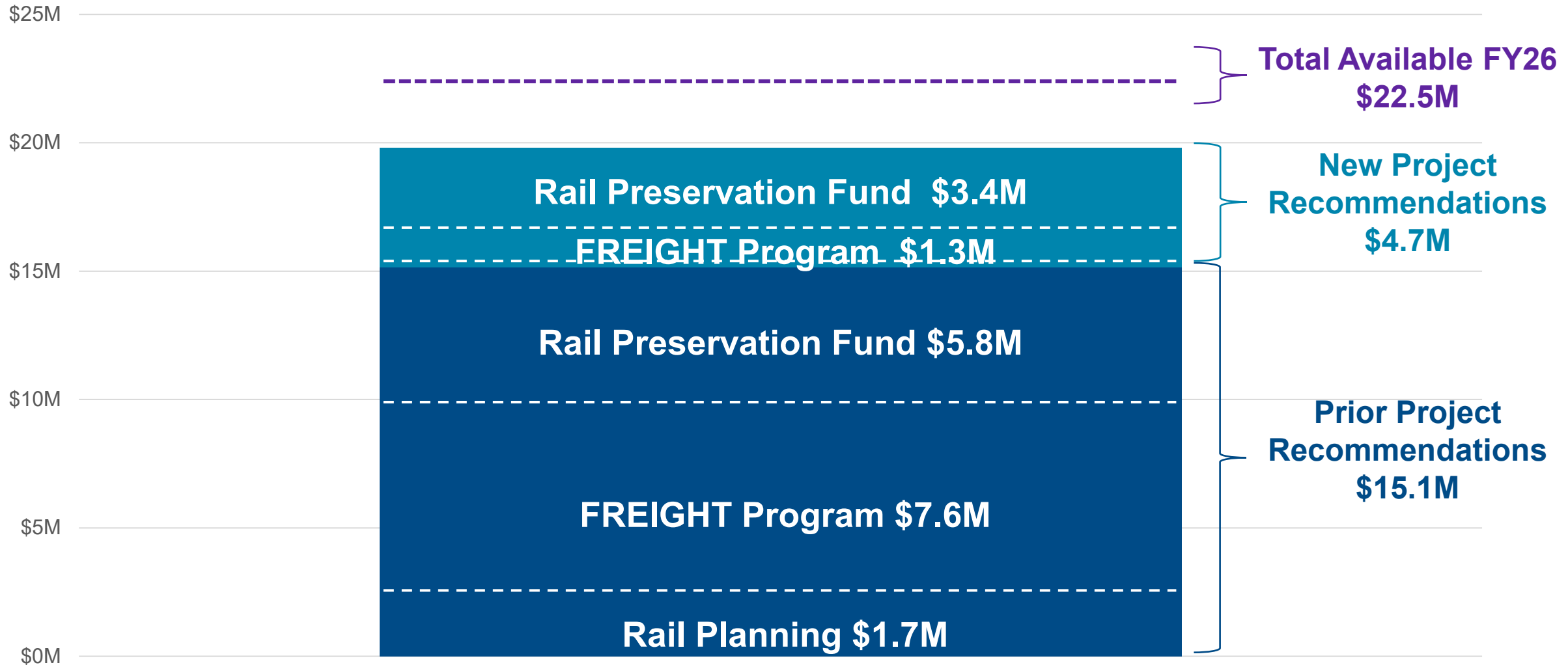
Match



Performance



FY26 Rail Summary



FY2026 Agency Budget

FY2026 Agency Budget Overview

- Budgeted amounts represent anticipated expenditures (cash basis of accounting) on all projects and grants for FY2026 and prior years.
- In FY2026, DRPT plans on investing \$1,260.8 million in state, federal, and local resources towards improving public transportation and rail capacity across the Commonwealth of Virginia.
 - This represents \$52.4 million more in expenditures than prior fiscal year.
- DRPT is using 3.7% of budget for program management, administration, and program compliance
- VPRA receives 93% of revenue from the Commonwealth Rail Fund, estimated to be \$192.3 million in FY2026.

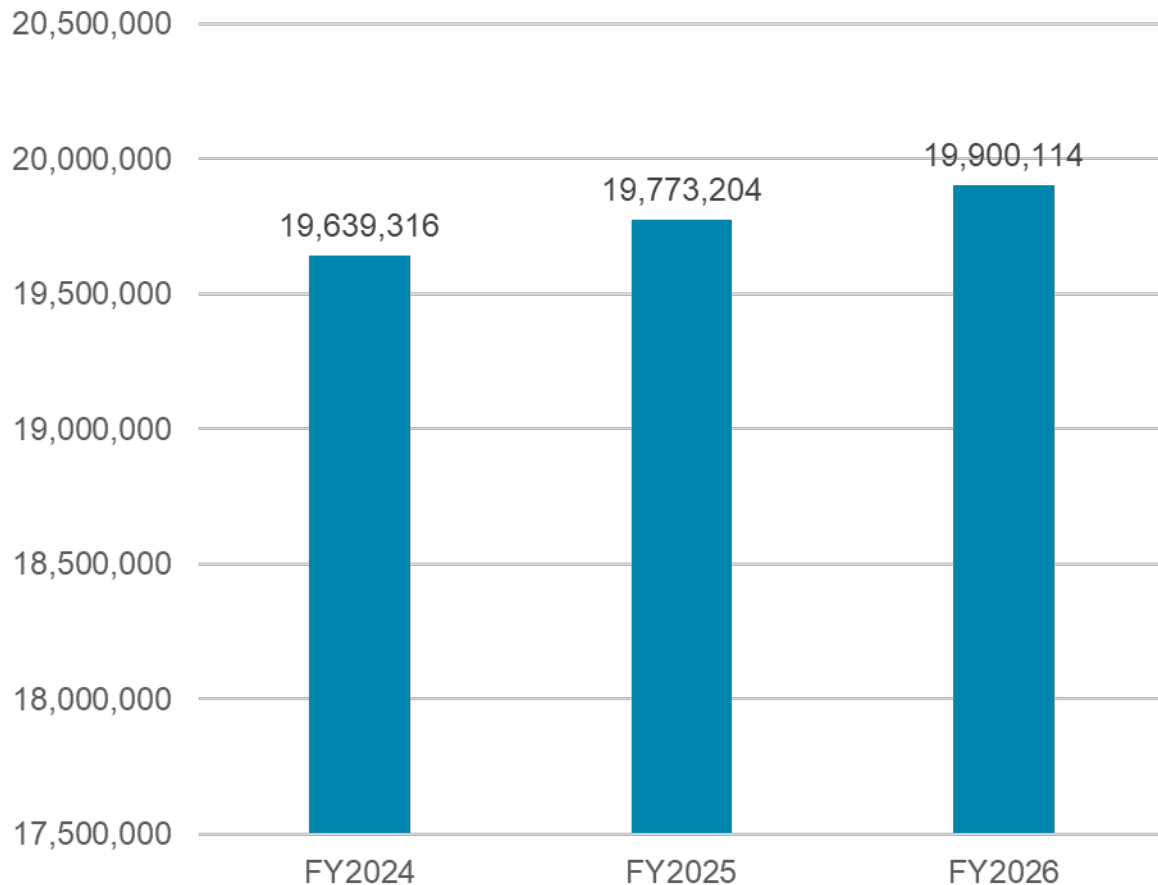


FY2026 DRPT Recommended Budget

(\$ In Millions)

Program	FY26
Transit Programs	1,015.0
Rail Programs	33.6
Agency Operating/Admin Budget	19.9
Virginia Passenger Rail Authority	192.3
Total	1,260.8

Agency Administrative Budget Three-Year Comparison (\$ in millions)



- Appropriations Act allows for **five percent** of the Commonwealth Mass Transit Fund, Shortline Preservation Fund, and the Commonwealth Rail Fund to be used for DRPT Operations.
- For FY2026, DRPT proposes to use **3.7 percent** of these funds, a decrease from last year's 3.9 percent.
- DRPT's administrative budget will increase by less than one percent (**\$127K**) year over year.

Next Steps

April-May 2025

- Participate at nine regional public hearings throughout Virginia
- Incorporate changes based on SYIP hearing comments
- Finalize the five-year capital budget for projects not funded in the current SYIP

June 2025

- Present the final budget and SYIP to CTB



Questions?

Commonwealth Transportation Board
FY 2026 Rail and Public Transportation Six Year Improvement Program
Table of Contents

FY 2026 Projection of Allocations
Fund Summary - Estimated Revenues, Carryovers, and Adjustments
Reconciliation of Allocations to Revenues

Transit Construction Summary by District

Transit FY26 Allocations by District Detail:

- Bristol District**
- Culpeper District**
- Fredericksburg District**
- Hampton Roads District**
- Lynchburg District**
- Northern Virginia District**
- Richmond District**
- Salem District**
- Staunton District**
- Multi-District**

Transit Multi-Year Capital and TRIP

FTA 5307

CMAQ, RSTP, and CRP Projects Funding

Rail Funding Allocations Breakdown:

- Rail Preservation Funds (RPF)**
- Commonwealth Rail Fund: Freight Rail Program and Rail Planning**
- Rail Fund Summary**

Transforming Rail in Virginia (VPRA)

This Page Intentionally Left Blank

Commonwealth Transportation Board
FY 2026 Rail and Public Transportation
Projection of Allocations

	FY26	FY27	FY28	FY29	FY30	FY31	Total
Operating Assistance	\$ 127,252,317	\$ 122,097,341	\$ 126,008,496	\$ 129,852,603	\$ 134,397,216	\$ 138,412,925	\$ 778,020,898
Operating Assistance - I-95 HOT Lanes	\$ 1,027,699	\$ 2,172,777	\$ 2,237,962	\$ 2,304,102	\$ 2,304,102	\$ 2,304,102	\$ 12,350,744
Capital Assistance - I-95 HOT Lanes	\$ -	\$ 3,000,000	\$ 3,000,000	\$ 3,000,000	\$ 3,000,000	\$ 3,000,000	\$ 15,000,000
Capital Assistance	\$ 80,375,070	\$ 81,679,388	\$ 81,169,563	\$ 86,875,381	\$ 86,608,775	\$ 96,041,622	\$ 512,749,798
Capital Assistance - Multi Year/Other Projects	\$ 12,736,300	\$ 3,041,215	\$ 6,264,903	\$ 3,226,425	\$ 6,646,436	\$ -	\$ 31,915,280
WMATA Allocation	\$ 237,432,772	\$ 231,735,766	\$ 239,158,986	\$ 246,454,940	\$ 255,080,430	\$ 262,702,082	\$ 1,472,564,976
Dedicated Funds - WMATA	\$ 154,500,000	\$ 154,500,000	\$ 154,500,000	\$ 154,500,000	\$ 154,500,000	\$ 154,500,000	\$ 927,000,000
VRE Allocation	\$ 17,399,576	\$ 17,442,477	\$ 18,001,213	\$ 18,550,372	\$ 19,199,602	\$ 19,773,275	\$ 110,366,515
Special Projects, CAP Projects	\$ 16,998,075	\$ 12,458,913	\$ 12,858,010	\$ 13,250,265	\$ 13,714,001	\$ 14,123,768	\$ 83,403,032
Paratransit Assistance Program	\$ 2,402,002	\$ 1,500,000	\$ 1,500,000	\$ 1,500,000	\$ 1,500,000	\$ 1,500,000	\$ 9,902,002
State Safety Oversight	\$ 1,347,654	\$ 2,000,000	\$ 2,000,000	\$ 2,000,000	\$ 2,000,000	\$ 2,000,000	\$ 11,347,654
PRIIA Match	\$ 50,000,000	\$ 50,000,000	\$ 50,000,000	\$ 50,000,000	\$ 50,000,000	\$ 50,000,000	\$ 300,000,000
Local Funds	\$ 436,043	\$ 964,000	\$ 992,000	\$ 1,022,000	\$ 1,053,000	\$ 1,084,000	\$ 5,551,043
Transit Ridership Incentive Program	\$ 24,785,381	\$ 17,016,478	\$ 21,219,554	\$ 24,754,934	\$ 32,441,246	\$ 33,497,043	\$ 153,714,635
Transit Ridership Incentive Program - Multi Year	\$ 15,115,888	\$ 12,884,910	\$ 9,639,670	\$ 7,045,704	\$ 472,358	\$ 400,000	\$ 45,558,531
FTA State Administered Program Funds	\$ 75,310,432	\$ 67,007,581	\$ 67,007,581	\$ 67,007,581	\$ 67,007,581	\$ 67,007,581	\$ 410,348,337
Congestion Mitigation Air Quality (CMAQ)	\$ 10,822,690	\$ 12,874,378	\$ 10,168,592	\$ 9,687,369	\$ 15,015,061	\$ 14,300,659	\$ 72,868,749
Regional Surface Transportation Program (RSTP)	\$ 8,676,314	\$ 6,736,054	\$ 13,431,634	\$ 13,688,562	\$ 12,761,227	\$ 4,117,950	\$ 59,411,741
Carbon Reduction Program (CRP)	\$ -	\$ -	\$ 200,405	\$ 204,413	\$ -	\$ -	\$ 404,818
State Match from Transportation Trust Fund (TTF)	\$ 4,874,751	\$ 4,902,608	\$ 5,900,057	\$ 5,843,983	\$ 6,944,072	\$ 4,604,652	\$ 33,070,123
I-395 Toll Funds	\$ 17,395,401	\$ 17,830,286	\$ 18,276,043	\$ 18,732,945	\$ 19,201,268	\$ 19,681,300	\$ 111,117,243
I-66 Outside the Beltway Toll Funds	\$ 669,650	\$ 11,000,000	\$ 12,000,000	\$ 15,000,000	\$ 18,000,000	\$ 20,000,000	\$ 76,669,650
Total Public Transportation Allocation	\$ 859,558,015	\$ 832,844,172	\$ 855,534,669	\$ 874,501,579	\$ 901,846,375	\$ 909,050,959	\$ 5,233,335,769
Planning and Freight Rail Program	\$ 11,081,181.00	\$ 6,604,492	\$ 7,725,000	\$ 1,875,000	\$ 1,875,000	\$ 1,875,000	\$ 31,035,673
Rail Preservation Program	\$ 9,230,697.00	\$ 9,279,596	\$ 8,187,879	\$ 2,755,427	\$ 2,230,077	\$ 945,000	\$ 32,628,676
Total DRPT Rail Allocation	\$ 20,311,878.00	\$ 15,884,088	\$ 15,912,879	\$ 4,630,427	\$ 4,105,077	\$ 2,820,000	\$ 63,664,349
Total DRPT Public Transportation and Rail Allocation	\$ 879,869,893	\$ 848,728,260	\$ 871,447,548	\$ 879,132,006	\$ 905,951,452	\$ 911,870,959	\$ 5,297,000,118
VPRA Transforming Rail in Virginia	\$ 231,828,394	\$ 690,976,594	\$ 58,044,057	\$ 50,400,000	\$ 34,200,000	\$ -	\$ 1,706,514,111
Total Allocations	\$ 1,111,698,287	\$ 1,539,704,854	\$ 929,491,605	\$ 929,532,006	\$ 940,151,452	\$ 911,870,959	\$ 7,003,514,229

This Page Intentionally Left Blank

Commonwealth Transportation Board
FY 2026 Rail and Public Transportation Improvement Program
Estimated Revenues, Carryovers, and Adjustments

Transit Estimated Revenues and Adjustments

CTF Estimated Revenue for Mass Transit Account	567,731,111
CTF Estimated Interest for Mass Transit Account	3,000,000
I-395 Toll Revenue	17,395,401
I-66 Outside the Beltway Toll Revenue	11,000,000
Adjustment for DRPT Project Management (3.7%)	(19,267,052)
	579,859,460

Distribution of Transit Revenues (Adjusted)

Washington Metropolitan Area Transit Authority (WMATA)	231,165,792
Virginia Railway Express	17,399,576
Operating Assistance	121,797,031
Operating Assistance (I-95 Transit Operating Costs)	1,300,000
Mass Transit Revenues / Federal Match	50,000,000
Capital Assistance	84,512,226
Special Projects	12,428,269
Transit Ridership Incentive Program (TRIP)	29,827,845
I-395 Tolls	17,395,401
I-66 Outside the Beltway Tolls	11,000,000
State Safety Oversight	1,533,320
Paratransit Assistance	1,500,000
	579,859,460

Other Transit State and Local Funds

Dedicated Funding for WMATA	154,500,000
Carryover for WMATA	6,266,980
Carryover for Operating and Capital Reserve	10,000,000
Carryover for Transit Operating Program	5,455,287
Carryover for Transit Capital Program	11,868,073
Carryover for Paratransit Program	1,735,835
Carryover for Transit Bonds	1,349,579
Carryover for Special Program	9,177,752
Carryover for TRIP	31,837,646
Carryover for I-66 Tolls Outside the Beltway	32,719,390
Local Funds	436,044
State Transportation Trust Fund (TTF) / Other State	4,874,751
	270,221,337

Rail Funds

Commonwealth Rail Fund	12,959,780
Highway Construction Funds for Rail Preservation Fund	4,150,000
Adjustment for DRPT Project Management (3.7%)	(633,062)
Carryover for Commonwealth Rail Fund	3,927,115
Carryover for Rail Preservation Program	1,942,933
Carryover for Rail Bonds	35,172
	22,381,938

Federal Funds

Federal Transit Administration Formula Apportionment (FFY24)	67,007,581
Federal Transit Administration Formula Carryover	11,457,363
Congestion Mitigation Air Quality (CMAQ)	10,822,690
Regional Surface Transportation Program (RSTP)	8,676,314
Carbon Reduction Program (CRP)	-
Rail Planning Federal Funds	500,000
	98,463,948

Total FY 2026 Estimated Revenues, Carryovers, and Adjustments

970,926,683

Commonwealth Transportation Board
FY 2026 Rail and Public Transportation Improvement Program

Reconciliation of Allocations to Revenues

Total Rail and Public Transportation Allocations	879,869,893
Operating and Capital Reserve	10,000,000
I-95 Operating Unobligated	272,302
Capital Unobligated	4,618,508
Special Unobligated	4,607,946
Paratransit Unobligated	833,834
State Safety Oversight Unobligated	185,666
TRIP Funds Unobligated	21,764,222
I-66 Unobligated	43,049,740
FTA Funds Unobligated	3,154,512
Transit Unobligated	88,486,730
Rail Preservation Unobligated	-
Rail Planning and Freight Rail Unobligated	2,570,060
Rail Unobligated	2,570,060
Total Current Year Revenues and Carryovers	970,926,683

Public Transportation FY26 Grants By Construction District Summaries

Operating Funding*	Project Cost	DRPT		Federal	Match
		State Funds	Funds	Funds	
Bristol	10,214,305.76	2,091,814.42	4,083,120.67	4,039,370.67	
Culpeper	3,692,192.55	3,569,026.61	109,480.83	13,685.11	
Fredericksburg	1,312,316.38	1,100,797.26	188,016.99	23,502.13	
Hampton Roads	34,251,353.26	28,024,314.27	3,551,722.21	2,675,316.78	
Lynchburg	8,040,496.20	2,678,581.11	2,735,190.08	2,626,725.01	
Northern Virginia	58,734,286.36	57,137,917.89	1,418,994.20	177,374.27	
Richmond	21,075,369.93	20,275,599.42	710,907.12	88,863.39	
Salem	12,774,023.85	7,725,665.52	2,649,737.64	2,398,620.69	
Staunton	4,605,921.18	3,396,776.81	724,386.27	484,758.10	
Multi-District	26,827,767.18	5,017,979.62	11,505,372.78	10,304,414.78	
Total:	181,528,032.65	131,018,472.93	27,676,928.79	22,832,630.93	

* Includes 5303/5304 Planning, I-95 Operating and I-66 Operating

Capital Projects**	Project Cost	DRPT		Federal	Match
		State Funds	Funds	Funds	
Bristol	2,725,772.00	1,582,995.48	617,546.44	525,230.08	
Culpeper	5,350,000.00	3,638,000.00	1,498,000.00	214,000.00	
Fredericksburg	392,500.00	266,900.00	109,900.00	15,700.00	
Hampton Roads	35,946,007.00	18,281,933.96	9,205,170.48	8,458,902.56	
Lynchburg	5,279,031.00	3,589,741.08	789,352.48	899,937.44	
Northern Virginia	257,268,098.82	85,933,905.62	10,938,530.40	160,395,662.80	
Richmond	26,899,595.11	18,291,724.67	-	8,607,870.44	
Salem	10,004,068.00	6,802,766.24	2,801,139.04	400,162.72	
Staunton	6,599,631.00	2,431,991.48	141,468.88	4,026,170.64	
Multi-District	10,538,475.00	7,166,163.00	2,950,773.00	421,539.00	
Total:	361,003,177.93	147,986,121.53	29,051,880.72	183,965,175.68	

** Includes CMAQ and RSTP and I-66 Capital Projects

Human Service Projects (5310)	Project Cost	DRPT		Federal	Match
		State Funds	Funds	Funds	
Bristol	-	-	-	-	
Culpeper	1,600,056.00	250,683.72	1,262,727.30	86,644.98	
Fredericksburg	975,274.00	204,363.28	679,235.30	91,675.42	
Hampton Roads	6,432,551.00	447,066.28	4,962,862.60	1,022,622.12	
Lynchburg	350,000.00	140,000.00	175,000.00	35,000.00	
Northern Virginia	-	-	-	-	
Richmond	2,896,301.00	528,980.18	2,180,614.30	186,706.52	
Salem	2,570,399.00	534,855.20	1,823,445.10	212,098.70	
Staunton	927,854.00	296,053.10	539,015.50	92,785.40	
Multi-District	-	-	-	-	
Total:	15,752,435.00	2,402,001.76	11,622,900.10	1,727,533.14	

CAP Programs	Project Cost	DRPT		Federal	Match
		State Funds	Funds	Funds	
Bristol	-	-	-	-	
Culpeper	373,763.00	299,010.40	-	74,752.60	
Fredericksburg	767,722.00	614,177.60	-	153,544.40	
Hampton Roads	140,350.00	112,280.00	-	28,070.00	
Lynchburg	64,000.00	51,200.00	-	12,800.00	
Northern Virginia	2,698,333.00	2,158,666.40	-	539,666.60	
Richmond	-	-	-	-	
Salem	410,139.00	328,111.20	-	82,027.80	
Staunton	526,585.00	421,268.00	-	105,317.00	
Multi-District	2,567,500.00	1,982,150.00	519,750.00	65,600.00	
Total:	7,548,392.00	5,966,863.60	519,750.00	1,061,778.40	

Special Projects and TRIP	Project Cost	DRPT		Federal	Match
		State Funds	Funds	Funds	
Bristol	273,000.00	190,400.00	-	82,600.00	
Culpeper	251,041.00	125,520.50	-	125,520.50	
Fredericksburg	184,000.00	98,120.00	-	85,880.00	
Hampton Roads	19,236,306.00	8,712,836.76	-	10,523,469.24	
Lynchburg	1,356,538.00	464,844.48	-	891,693.52	
Northern Virginia	263,488,592.52	18,532,082.86	-	244,956,509.66	
Richmond	21,530,898.00	15,295,729.86	-	6,235,168.14	
Salem	3,921,068.00	3,100,854.40	-	820,213.60	
Staunton	418,841.00	180,287.00	-	238,554.00	
Multi-District	6,199,790.90	3,711,328.70	2,202,547.05	285,914.65	
Total:	316,860,075.42	50,412,004.56	2,202,547.05	264,245,523.31	

NVTC - VRE Funding	Project Cost	DRPT		Federal	Match
		State Funds	Funds	Funds	
Northern Virginia	17,399,576.00	17,399,576.00	-	-	

NVTC - WMATA Funding	Project Cost	DRPT		Federal	Match
		State Funds	Funds	Funds	
Northern Virginia	237,432,772.00	237,432,772.00	-	-	

WMATA Dedicated Funding	Project Cost	DRPT		Federal	Match
		State Funds	Funds	Funds	
Northern Virginia	154,500,000.00	154,500,000.00	-	-	

All Projects	Project Cost	DRPT		Federal	Match
		State Funds	Funds	Funds	
Bristol	13,213,077.76	3,865,209.90	4,700,667.11	4,647,200.75	
Culpeper	11,267,052.55	7,882,241.23	2,870,208.13	514,603.19	
Fredericksburg	3,631,812.38	2,284,358.14	977,152.29	370,301.95	
Hampton Roads	96,006,567.26	55,578,431.27	17,719,755.29	22,708,380.70	
Lynchburg	15,090,065.20	6,924,366.67	3,699,542.56	4,466,155.97	
Northern Virginia	991,521,658.70	573,094,920.77	12,357,524.60	406,069,213.33	
Richmond	72,402,164.04	54,392,034.13	2,891,521.42	15,118,608.49	
Salem	29,679,697.85	18,492,252.56	7,274,321.78	3,913,123.51	
Staunton	13,078,832.18	6,726,376.39	1,404,870.65	4,947,585.14	
Multi-District	46,133,532.58	17,877,621.32	17,178,442.83	11,077,468.43	
Total:	1,292,024,460.50	747,117,812.38	71,074,006.66	473,832,641.46	

This Page Intentionally Left Blank

BRISTOL DISTRICT FY26 TRANSIT PROJECTS

Recipient	Organization/Service Detail	Project Name	Funding Opportunity	Project Cost	State Funds	DRPT Federal Funds	DRPT Federal Program	Match
Appalachian Agency for Senior Citizens	Four County Transit	FTA 5311 Operating	FTA 5311 - Operating Assistance	\$ 2,781,127.00	\$ -	\$ 1,390,563.50	FTA 5311	\$ 1,390,563.50
Appalachian Agency for Senior Citizens	Four County Transit	Shop Equipment (Miscellaneous Shop Equipment)	MERIT Capital Assistance - MIN	\$ 51,940.00	\$ 35,319.20	\$ 14,543.20	FTA 5311	\$ 2,077.60
Appalachian Agency for Senior Citizens	Four County Transit	Spare Parts / Capital Maintenance Items (Tires)	MERIT Capital Assistance - MIN	\$ 46,331.00	\$ 31,505.08	\$ 12,972.68	FTA 5311	\$ 1,853.24
Appalachian Agency for Senior Citizens	Four County Transit	Replacement - Light-duty, Small-size transit bus or BOC (2)	MERIT Capital Assistance - SGR	\$ 333,556.00	\$ 226,818.08	\$ 93,395.68	FTA 5311	\$ 13,342.24
Appalachian Agency for Senior Citizens	Four County Transit	Replacement Support Vehicle - SUV (1)	MERIT Capital Assistance - SGR	\$ 49,801.00	\$ 33,864.68	\$ 13,944.28	FTA 5311	\$ 1,992.04
Appalachian Agency for Senior Citizens	Four County Transit	State Operating	MERIT Operating Assistance - Rural	\$ 554,807.21	\$ 554,807.21	\$ -		\$ -
AASC/Four County Transit		Total		\$ 3,817,562.21	\$ 882,314.25	\$ 1,525,419.34		\$ 1,409,828.62
City of Bristol	Bristol Virginia Transit (BVT)	Replacement - Light-duty, Small-size transit bus or BOC (1)	MERIT Capital Assistance - SGR	\$ 147,000.00	\$ 23,520.00	\$ -		\$ 123,480.00
City of Bristol	Bristol Virginia Transit (BVT)	State Operating	MERIT Operating Assistance - Urban	\$ 108,464.40	\$ 108,464.40	\$ -		\$ -
City of Bristol	Bristol Virginia Transit (BVT)	New Service - Microtransit Conversion (East Bristol Zone)	MERIT Special Programs - Demonstration	\$ 203,000.00	\$ 162,400.00	\$ -		\$ 40,600.00
City of Bristol		Total		\$ 458,464.40	\$ 294,384.40	\$ -		\$ 164,080.00
City of Bristol Tennessee	Bristol MPO	FY26 - FTA 5303 Planning	FTA 5303 Program	\$ 62,500.00	\$ 6,250.00	\$ 50,000.00	FTA 5303	\$ 6,250.00
City of Bristol Tennessee		Total		\$ 62,500.00	\$ 6,250.00	\$ 50,000.00		\$ 6,250.00
District III Governmental Cooperative	Mountain Lynx Transit	FTA 5311 Operating	FTA 5311 - Operating Assistance	\$ 2,626,725.34	\$ -	\$ 1,313,362.67	FTA 5311	\$ 1,313,362.67
District III Governmental Cooperative	Mountain Lynx Transit	Replacement - Light-duty, Van with lift (4)	MERIT Capital Assistance - SGR	\$ 460,000.00	\$ 312,800.00	\$ 128,800.00	FTA 5311	\$ 18,400.00
District III Governmental Cooperative	Mountain Lynx Transit	Vehicle Support Equipment (Radio Repeater)	MERIT Capital Assistance - SGR	\$ 30,000.00	\$ 20,400.00	\$ 8,400.00	FTA 5311	\$ 1,200.00
District III Governmental Cooperative	Mountain Lynx Transit	Replacement Support Vehicle - Pickup Truck (1)	MERIT Capital Assistance - SGR	\$ 55,000.00	\$ 37,400.00	\$ 15,400.00	FTA 5311	\$ 2,200.00
District III Governmental Cooperative	Mountain Lynx Transit	Replacement - Light-duty, Small-size transit bus or BOC (2)	MERIT Capital Assistance - SGR	\$ 343,249.00	\$ 54,919.84	\$ -		\$ 288,329.16
District III Governmental Cooperative	Mountain Lynx Transit	Facility Equipment - Mechanical (HVAC)	MERIT Capital Assistance - SGR	\$ 120,000.00	\$ 81,600.00	\$ 33,600.00	FTA 5311	\$ 4,800.00
District III Governmental Cooperative	Mountain Lynx Transit	Facility Equipment - Mechanical (HVAC)	MERIT Capital Assistance - SGR	\$ 30,000.00	\$ 4,800.00	\$ -		\$ 25,200.00
District III Governmental Cooperative	Mountain Lynx Transit	State Operating	MERIT Operating Assistance - Urban	\$ 681,012.58	\$ 681,012.58	\$ -		\$ -
District III Governmental Cooperative	Mountain Lynx Transit	Zero Fare - (Multi-Year Project)	TRIP - Zero and Reduced Fare	\$ 70,000.00	\$ 28,000.00	\$ -		\$ 42,000.00

BRISTOL DISTRICT FY26 TRANSIT PROJECTS

Recipient	Organization/Service Detail	Project Name	Funding Opportunity	Project Cost	State Funds	DRPT Federal Funds	DRPT Federal Program	Match
District III Governmental Cooperative		Total		\$ 4,415,986.92	\$ 1,220,932.42	\$ 1,499,562.67		\$ 1,695,491.83
Mountain Empire Older Citizens Inc	Mountain Empire Transit	FTA 5311 Operating	FTA 5311 - Operating Assistance	\$ 2,188,439.00	\$ -	\$ 1,094,219.50	FTA 5311	\$ 1,094,219.50
Mountain Empire Older Citizens Inc	Mountain Empire Transit	Spare Parts / Capital Maintenance Items (Tires)	MERIT Capital Assistance - MIN	\$ 40,300.00	\$ 27,404.00	\$ 11,284.00	FTA 5311	\$ 1,612.00
Mountain Empire Older Citizens Inc	Mountain Empire Transit	Mobility Management	MERIT Capital Assistance - MIN	\$ 61,153.00	\$ 41,584.04	\$ 17,122.84	FTA 5311	\$ 2,446.12
Mountain Empire Older Citizens Inc	Mountain Empire Transit	ADP Software - Operations (Fleetio)	MERIT Capital Assistance - MIN	\$ 5,396.00	\$ 3,669.28	\$ 1,510.88	FTA 5311	\$ 215.84
Mountain Empire Older Citizens Inc	Mountain Empire Transit	Facility Equipment - Mechanical (HVAC)	MERIT Capital Assistance - MIN	\$ 10,440.00	\$ 7,099.20	\$ 2,923.20	FTA 5311	\$ 417.60
Mountain Empire Older Citizens Inc	Mountain Empire Transit	Replacement - Light-duty, Small-size transit bus or BOC (5)	MERIT Capital Assistance - SGR	\$ 700,985.00	\$ 476,669.80	\$ 196,275.80	FTA 5311	\$ 28,039.40
Mountain Empire Older Citizens Inc	Mountain Empire Transit	Replacement - Light-duty, Van with lift (1)	MERIT Capital Assistance - SGR	\$ 100,621.00	\$ 68,422.28	\$ 28,173.88	FTA 5311	\$ 4,024.84
Mountain Empire Older Citizens Inc	Mountain Empire Transit	State Operating	MERIT Operating Assistance - Rural	\$ 632,074.61	\$ 632,074.61	\$ -		\$ -
Mountain Empire Elder Citizens Inc		Total		\$ 3,739,408.61	\$ 1,256,923.21	\$ 1,351,510.10		\$ 1,130,975.30
Town of Bluefield	Graham Transit	FTA 5311 Operating	FTA 5311 - Operating Assistance	\$ 469,950.00	\$ -	\$ 234,975.00	FTA 5311	\$ 234,975.00
Town of Bluefield	Graham Transit	Replacement - Light-duty, Small-size transit bus or BOC (1)	MERIT Capital Assistance - SGR	\$ 140,000.00	\$ 95,200.00	\$ 39,200.00	FTA 5311	\$ 5,600.00
Town of Bluefield	Graham Transit	State Operating	MERIT Operating Assistance - Rural	\$ 109,205.62	\$ 109,205.62	\$ -		\$ -
Town of Bluefield		Total		\$ 719,155.62	\$ 204,405.62	\$ 274,175.00		\$ 240,575.00

This Page Intentionally Left Blank

CULPEPER DISTRICT FY26 TRANSIT PROJECTS

Recipient	Organization/Service Detail	Project Name	Funding Opportunity	Project Cost	State Funds	DRPT Federal Funds	DRPT Federal Program	Match
Autism Sanctuary, Inc.	Autism Sanctuary	Expansion - Light-duty, minivan (1) + BOC (1)	FTA 5310 - Capital - Vehicles	\$ 198,479.00	\$ 19,847.90	\$ 158,783.20	FTA 5310 - Small Urban	\$ 19,847.90
Autism Sanctuary, Inc.		Total		\$ 198,479.00	\$ 19,847.90	\$ 158,783.20		\$ 19,847.90
City of Charlottesville	Charlottesville Area Transit (CAT)	Expansion - Heavy-duty, Large bus (BEB) (2)	MERIT Capital Assistance - MIN	\$ 2,600,000.00	\$ 1,768,000.00	\$ 728,000.00	FTA 5339 - DRPT Controlled	\$ 104,000.00
City of Charlottesville	Charlottesville Area Transit (CAT)	Rehab/Renovation of Admin/Maint Facility (BEB Infrastructure)	MERIT Capital Assistance - MIN	\$ 2,750,000.00	\$ 1,870,000.00	\$ 770,000.00	FTA 5339 - DRPT Controlled	\$ 110,000.00
City of Charlottesville	Charlottesville Area Transit (CAT)	State Operating	MERIT Operating Assistance - Urban	\$ 3,555,341.50	\$ 3,555,341.50	\$.		\$.
City of Charlottesville	Charlottesville Area Transit (CAT)	Regional Transit Vision Plan - Full Build-Out Analysis	MERIT Special Programs - Technical Assis	\$ 51,041.00	\$ 25,520.50	\$.		\$ 25,520.50
City of Charlottesville		Total		\$ 8,956,382.50	\$ 7,218,862.00	\$ 1,498,000.00		\$ 239,520.50
Encompass Community Supports	Encompass Community Supports	Replacement - Light-duty, BOC (1)	FTA 5310 - Capital - Vehicles	\$ 121,175.00	\$ 12,117.50	\$ 96,940.00	FTA 5310 - Rural	\$ 12,117.50
Encompass Community Supports		Total		\$ 121,175.00	\$ 12,117.50	\$ 96,940.00		\$ 12,117.50
Rappahannock-Rapidan Planning District Commission	Rappahannock-Rapidan Commuter Services	Operating - RRRRC Commuter Services	CAP - Operating	\$ 190,266.00	\$ 152,212.80	\$.		\$ 38,053.20
Rappahannock-Rapidan Planning District Commission	Regional Transportation Collaborative (RTC)	Operating	FTA 5310 - Operating	\$ 51,000.00	\$ 20,400.00	\$ 25,500.00	FTA 5310 - Rural	\$ 5,100.00
Rappahannock-Rapidan Planning District Commission	Regional Transportation Collaborative (RTC)	Other Capital - Mobility Management, Contracted Transportation	FTA 5310 - Other Capital	\$ 900,000.00	\$ 144,000.00	\$ 720,000.00	FTA 5310 - Rural	\$ 36,000.00
Rappahannock-Rapidan PDC		Total		\$ 1,141,266.00	\$ 316,612.80	\$ 745,500.00		\$ 79,153.20
Thomas Jefferson Planning District Commission	RideShare TJPDC	Operating - RideShare - Charlottesville Region	CAP - Operating	\$ 183,497.00	\$ 146,797.60	\$.		\$ 36,699.40
Thomas Jefferson Planning District Commission	Charlottesville Area MPO	FY26 - FTA 5303 Planning	FTA 5303 Program	\$ 136,851.05	\$ 13,685.11	\$ 109,480.83	FTA 5303	\$ 13,685.11
Thomas Jefferson Planning District Commission	Thomas Jefferson PDC	Operating	FTA 5310 - Operating	\$ 6,725.00	\$ 2,690.00	\$ 3,362.50	FTA 5310 - Small Urban	\$ 672.50
Thomas Jefferson Planning District Commission	Thomas Jefferson PDC	Other Capital - Mobility Management	FTA 5310 - Other Capital	\$ 322,677.00	\$ 51,628.32	\$ 258,141.60	FTA 5310 - Small Urban	\$ 12,907.08
Thomas Jefferson Planning District Commission	Thomas Jefferson PDC (TJPDC)	Feasibility Study - Regional Transit Service Prioritization and Implementation	MERIT Special Programs - Technical Assis	\$ 200,000.00	\$ 100,000.00	\$.		\$ 100,000.00
Thomas Jefferson Planning District Commission		Total		\$ 849,750.05	\$ 314,801.03	\$ 370,984.93		\$ 163,964.09

FREDERICKSBURG DISTRICT FY26 TRANSIT PROJECTS

Recipient	Organization/Service Detail	Project Name	Funding Opportunity	Project Cost	State Funds	DRPT Federal Funds	DRPT Federal Program	Match
City of Fredericksburg	Fredericksburg Regional Transit (FXBGO!)	Engineering & Design of Maint Facility (In-ground Lift)	MERIT Capital Assistance - MIN	\$ 7,500.00	\$ 5,100.00	\$ 2,100.00	FTA 5339 - DRPT Controlled	\$ 300.00
City of Fredericksburg	Fredericksburg Regional Transit (FXBGO!)	Rehab/Renovation of Maint Facility (Bowman Center Paving)	MERIT Capital Assistance - MIN	\$ 240,000.00	\$ 163,200.00	\$ 67,200.00	FTA 5339 - DRPT Controlled	\$ 9,600.00
City of Fredericksburg	Fredericksburg Regional Transit (FXBGO!)	ADP Software - Operations (Radio Communication System)	MERIT Capital Assistance - MIN	\$ 50,000.00	\$ 34,000.00	\$ 14,000.00	FTA 5339 - DRPT Controlled	\$ 2,000.00
City of Fredericksburg	Fredericksburg Regional Transit (FXBGO!)	ADP Hardware - Operations (Route Match)	MERIT Capital Assistance - MIN	\$ 45,000.00	\$ 30,600.00	\$ 12,600.00	FTA 5339 - DRPT Controlled	\$ 1,800.00
City of Fredericksburg	Fredericksburg Regional Transit (FXBGO!)	ADP Software - Operations (Fleetio)	MERIT Capital Assistance - MIN	\$ 5,000.00	\$ 3,400.00	\$ 1,400.00	FTA 5339 - DRPT Controlled	\$ 200.00
City of Fredericksburg	Fredericksburg Regional Transit (FXBGO!)	ADP Software - Operations (ShopKey)	MERIT Capital Assistance - MIN	\$ 5,000.00	\$ 3,400.00	\$ 1,400.00	FTA 5339 - DRPT Controlled	\$ 200.00
City of Fredericksburg	Fredericksburg Regional Transit (FXBGO!)	Spare Parts / Capital Maintenance Items (Miscellaneous Parts)	MERIT Capital Assistance - MIN	\$ 40,000.00	\$ 27,200.00	\$ 11,200.00	FTA 5339 - DRPT Controlled	\$ 1,600.00
City of Fredericksburg	Fredericksburg Regional Transit (FXBGO!)	State Operating	MERIT Operating Assistance - Urban	\$ 1,077,295.13	\$ 1,077,295.13	\$ -		\$ -
City of Fredericksburg	Fredericksburg Regional Transit (FXBGO!)	Sustainability and Innovation Transit Study	MERIT Special Programs - Technical Assistance	\$ 150,000.00	\$ 75,000.00	\$ -		\$ 75,000.00
City of Fredericksburg	Fredericksburg Regional Transit (FXBGO!)	Transit Infrastructure (Bus Stop Amenities - TRIP - Passenger Amenities and Facilities Shelters) (1)		\$ 34,000.00	\$ 23,120.00	\$ -		\$ 10,880.00
City of Fredericksburg		Total		\$ 1,653,795.13	\$ 1,442,315.13	\$ 109,900.00		\$ 101,580.00
George Washington Regional Commission	GWRideConnect	Operating - GWRideConnect	CAP - Operating	\$ 361,918.00	\$ 289,534.40	\$ -		\$ 72,383.60
George Washington Regional Commission	GWRideConnect	Vanpool Assistance - AdVANtage	CAP - Project Assistance	\$ 79,568.00	\$ 63,654.40	\$ -		\$ 15,913.60
George Washington Regional Commission	GWRideConnect	Vanpool Self-Insurance Pool Customer Support	CAP - Project Assistance	\$ 164,311.00	\$ 131,448.80	\$ -		\$ 32,862.20
George Washington Regional Commission	Fredericksburg Area MPO	FY26 - FTA 5303 Planning	FTA 5303 Program	\$ 235,021.25	\$ 23,502.13	\$ 188,016.99	FTA 5303	\$ 23,502.13
George Washington Regional Commission		Total		\$ 840,818.25	\$ 508,139.73	\$ 188,016.99		\$ 144,661.53
Healthy Generations Area Agency on Aging	Healthy Generations AAA	Replacement - Light-duty, minivan (2)	FTA 5310 - Capital - Vehicles	\$ 154,608.00	\$ 15,460.80	\$ 123,686.40	FTA 5310 - Small Urban	\$ 15,460.80
Healthy Generations Area Agency on Aging	Healthy Generations AAA	Operating	FTA 5310 - Operating	\$ 336,613.00	\$ 134,645.20	\$ 168,306.50	FTA 5310 - Small Urban	\$ 33,661.30
Healthy Generations Area Agency on Aging	Healthy Generations AAA	Other Capital - Mobility Management, Contracted Transportation	FTA 5310 - Other Capital	\$ 97,533.00	\$ 15,605.28	\$ 78,026.40	FTA 5310 - Small Urban	\$ 3,901.32
Healthy Generations Area Agency on Aging		Total		\$ 588,754.00	\$ 165,711.28	\$ 370,019.30		\$ 53,023.42
Middle Peninsula Planning District Commission	MidPenRideShare	Operating - MidPenRideShare	CAP - Operating	\$ 100,925.00	\$ 80,740.00	\$ -		\$ 20,185.00
Middle Peninsula Planning District Commission		Total		\$ 100,925.00	\$ 80,740.00	\$ -	\$ -	\$ 20,185.00

FREDERICKSBURG DISTRICT FY26 TRANSIT PROJECTS

Recipient	Organization/Service Detail	Project Name	Funding Opportunity	Project Cost	State Funds	DRPT Federal Funds	DRPT Federal Program	Match
Northern Neck Planning District Commission	ConnectingVA NNPDC	Operating - ConnectingVA Commuter Services by NNPDC	CAP - Operating	\$ 61,000.00	\$ 48,800.00	\$ -		\$ 12,200.00
Northern Neck Planning District Commission		Total		\$ 61,000.00	\$ 48,800.00	\$ -		\$ 12,200.00
Rappahannock Area Community Services Board	Rappahannock Area CSB	Replacement - Light-duty, minivan (2)	FTA 5310 - Capital - Vehicles	\$ 154,608.00	\$ 15,460.80	\$ 123,686.40	FTA 5310 - Small Urban	\$ 15,460.80
Rappahannock Area Community Services Board	Rappahannock Area CSB	Expansion - Light-duty, minivan (3)	FTA 5310 - Capital - Vehicles	\$ 231,912.00	\$ 23,191.20	\$ 185,529.60	FTA 5310 - Small Urban	\$ 23,191.20
Rappahannock Area Community Services Board		Total		\$ 386,520.00	\$ 38,652.00	\$ 309,216.00		\$ 38,652.00

This Page Intentionally Left Blank

HAMPTON ROADS DISTRICT FY26 TRANSIT PROJECTS

Recipient	Organization/Service Detail	Project Name	Funding Opportunity	Project Cost	State Funds	DRPT Federal Funds	DRPT Federal Program	Match
Accomack Northampton TDC - Star Transit	Star Transit	FTA 5311 Operating	FTA 5311 - Operating Assistance	\$ 1,645,650.00	\$ -	\$ 822,825.00	FTA 5311	\$ 822,825.00
Accomack Northampton TDC - Star Transit	Star Transit	Spare Parts / Capital Maintenance Items (Engines & Transmissions)	MERIT Capital Assistance - MIN	\$ 15,000.00	\$ 10,200.00	\$ 4,200.00	FTA 5311	\$ 600.00
Accomack Northampton TDC - Star Transit	Star Transit	Replacement - Light-duty, Small-size transit bus or BOC (2)	MERIT Capital Assistance - SGR	\$ 330,000.00	\$ 224,400.00	\$ 92,400.00	FTA 5311	\$ 13,200.00
Accomack Northampton TDC - Star Transit	Star Transit	State Operating	MERIT Operating Assistance - Rural	\$ 379,221.90	\$ 379,221.90	\$ -		\$ -
Accomack Northampton TDC - Star Transit		Total		\$ 2,369,871.90	\$ 613,821.90	\$ 919,425.00		\$ 836,625.00
City of Suffolk	Suffolk Transit	FTA 5311 Operating	FTA 5311 - Operating Assistance	\$ 2,373,624.00	\$ -	\$ 1,186,812.00	FTA 5311	\$ 1,186,812.00
City of Suffolk	Suffolk Transit	Construction of Admin/Maint Facility (Suffolk AOMF - Phase 2)	MERIT Capital Assistance - MAJ	\$ 5,237,064.00	\$ 2,618,532.00	\$ -		\$ 2,618,532.00
City of Suffolk	Suffolk Transit	Replacement - Light-duty, minivan (2)	MERIT Capital Assistance - SGR	\$ 144,552.00	\$ 15,900.72	\$ -		\$ 128,651.28
City of Suffolk	Suffolk Transit	State Operating	MERIT Operating Assistance - Rural	\$ 373,177.02	\$ 373,177.02	\$ -		\$ -
City of Suffolk	Suffolk Transit	Suffolk Transit Operations Facility	CMAQ/RSTP	\$ 1,830,066.00	\$ 366,013.20	\$ 1,464,052.80	RSTP	\$ -
City of Suffolk		Total		\$ 9,958,483.02	\$ 3,373,622.94	\$ 2,650,864.80		\$ 3,933,995.28
Colonial Behavioral Health	Colonial Behavioral Health	Replacement - Light-duty, BOC (1)	FTA 5310 - Capital - Vehicles	\$ 118,763.00	\$ 11,876.30	\$ 95,010.40	FTA 5310 - Small Urban	\$ 11,876.30
Colonial Behavioral Health		Total		\$ 118,763.00	\$ 11,876.30	\$ 95,010.40		\$ 11,876.30
Eastern Shore Area Agency on Aging Community Action Agency	Eastern Shore AAA	Expansion - Light-duty, Van with raised roof (2)	FTA 5310 - Capital - Vehicles	\$ 191,374.00	\$ 19,137.40	\$ 153,099.20	FTA 5310 - Rural	\$ 19,137.40
Eastern Shore Area Agency on Aging Community Action		Total		\$ 191,374.00	\$ 19,137.40	\$ 153,099.20		\$ 19,137.40
Families of Autistic Children of Tidewater, Inc.	Families of Autism Coming Together (FACT)	Expansion - Light-duty, BOC (5)	FTA 5310 - Capital - Vehicles	\$ 593,815.00	\$ 59,381.50	\$ 475,052.00	FTA 5310 - Large Urban Hampton Roads	\$ 59,381.50
Families of Autistic Children of Tidewater, Inc.		Total		\$ 593,815.00	\$ 59,381.50	\$ 475,052.00		\$ 59,381.50

HAMPTON ROADS DISTRICT FY26 TRANSIT PROJECTS

Recipient	Organization/Service Detail	Project Name	Funding Opportunity	Project Cost	State Funds	DRPT Federal Funds	DRPT Federal Program	Match
Greenville County	Greenville Emporia Transit (GET)	FTA 5311 Operating	FTA 5311 - Operating Assistance	\$ 213,584.00	\$ -	\$ 106,792.00	FTA 5311	\$ 106,792.00
Greenville County	Greenville Emporia Transit (GET)	State Operating	MERIT Operating Assistance - Rural	\$ 56,843.97	\$ 56,843.97	\$ -		\$ -
Greenville County		Total		\$ 270,427.97	\$ 56,843.97	\$ 106,792.00		\$ 106,792.00
Hampton Roads Planning District Commission	Hampton Roads TPO	FY26 - FTA 5303 Planning	FTA 5303 Program	\$ 1,252,007.77	\$ 125,200.78	\$ 1,001,606.21	FTA 5303	\$ 125,200.78
Hampton Roads Planning District Commission		Total		\$ 1,252,007.77	\$ 125,200.78	\$ 1,001,606.21		\$ 125,200.78
Heart Havens	Heart Havens	Expansion - Light-duty, Van with raised roof (1)	FTA 5310 - Capital - Vehicles	\$ 95,687.00	\$ 9,568.70	\$ 76,549.60	FTA 5310 - Large Urban Hampton Roads	\$ 9,568.70
Heart Havens		Total		\$ 95,687.00	\$ 9,568.70	\$ 76,549.60		\$ 9,568.70
Peninsula Agency on Aging, Inc.	Peninsula Agency on Aging (PAA)	Replacement - Light-duty, Van with raised roof (2)	FTA 5310 - Capital - Vehicles	\$ 191,374.00	\$ 19,137.40	\$ 153,099.20	FTA 5310 - Large Urban Hampton Roads	\$ 19,137.40
Peninsula Agency on Aging, Inc.	Peninsula Agency on Aging (PAA)	Operating	FTA 5310 - Operating	\$ 534,386.00	\$ 213,754.40	\$ 267,193.00	FTA 5310 - Large Urban Hampton Roads	\$ 53,438.60
Peninsula Agency on Aging, Inc.	Peninsula Agency on Aging (PAA)	Other Capital - Mobility Management, Contracted Transportation, Software	FTA 5310 - Other Capital	\$ 235,614.00	\$ 37,698.24	\$ 188,491.20	FTA 5310 - Large Urban Hampton Roads	\$ 9,424.56
Peninsula Agency on Aging, Inc.		Total		\$ 961,374.00	\$ 270,590.04	\$ 608,783.40		\$ 82,000.56
Senior Services of Southeastern Virginia	Senior Services of Southeastern Virginia (SSEVA)	Replacement - Light-duty, Van with raised roof (3)	FTA 5310 - Capital - Vehicles	\$ 287,061.00	\$ 28,706.10	\$ 229,648.80	FTA 5310 - Large Urban Hampton Roads	\$ 28,706.10
Senior Services of Southeastern Virginia	Senior Services of Southeastern Virginia (SSEVA)	Operating	FTA 5310 - Operating	\$ 76,208.00	\$ 30,483.20	\$ 38,104.00	FTA 5310 - Large Urban Hampton Roads	\$ 7,620.80
Senior Services of Southeastern Virginia	Senior Services of Southeastern Virginia (SSEVA)	Other Capital - Mobility Management, Contracted Transportation, Software	FTA 5310 - Other Capital	\$ 108,269.00	\$ 17,323.04	\$ 86,615.20	FTA 5310 - Large Urban Hampton Roads	\$ 4,330.76
Senior Services of Southeastern Virginia	Senior Services of Southeastern Virginia (SSEVA)	Feasibility Study - Electric Vehicle Infrastructure (y/n)	MERIT Special Programs - Technical Assistance	\$ 40,000.00	\$ 20,000.00	\$ -		\$ 20,000.00
Senior Services of Southeastern Virginia		Total		\$ 511,538.00	\$ 96,512.34	\$ 354,368.00		\$ 60,657.66

HAMPTON ROADS DISTRICT FY26 TRANSIT PROJECTS

Recipient	Organization/Service Detail	Project Name	Funding Opportunity	Project Cost	State Funds	DRPT Federal Funds	DRPT Federal Program	Match
Town of Chincoteague Inc	PONY Express	FTA 5311 Operating	FTA 5311 - Operating Assistance	\$ 91,367.00	\$ -	\$ 45,683.50	FTA 5311	\$ 45,683.50
Town of Chincoteague Inc	PONY Express	Replacement - Trolley (1)	MERIT Capital Assistance - SGR	\$ 300,000.00	\$ 204,000.00	\$ 84,000.00	FTA 5311	\$ 12,000.00
Town of Chincoteague Inc	PONY Express	State Operating	MERIT Operating Assistance - Rural	\$ 21,388.20	\$ 21,388.20	\$ -		\$ -
Town of Chincoteague Inc		Total		\$ 412,755.20	\$ 225,388.20	\$ 129,683.50		\$ 57,683.50

Transportation District Commission of Hampton Roads	Hampton Roads Transit (HRT)	Transit Marketing - Hampton Roads Transit	CAP - Project Assistance	\$ 40,350.00	\$ 32,280.00	\$ -		\$ 8,070.00
Transportation District Commission of Hampton Roads	Hampton Roads - GoCommute	Vanpool Assistance - Hampton Roads GoCommute	CAP - Project Assistance	\$ 100,000.00	\$ 80,000.00	\$ -		\$ 20,000.00
Transportation District Commission of Hampton Roads	Hampton Roads Transit (HRT)	Other Capital - Contracted Transportation	FTA 5310 - Other Capital	\$ 4,000,000.00	\$ -	\$ 3,200,000.00	FTA 5310 - Large Urban Hampton Roads	\$ 800,000.00
Transportation District Commission of Hampton Roads	Hampton Roads Transit (HRT)	Expansion - Light-duty, Medium-size transit bus or BOC (6)	MERIT Capital Assistance - MIN	\$ 973,812.00	\$ 662,192.16	\$ -		\$ 311,619.84
Transportation District Commission of Hampton Roads	Hampton Roads Transit (HRT)	Facility Equipment - Fixtures (Access Control System)	MERIT Capital Assistance - MIN	\$ 257,400.00	\$ 175,032.00	\$ -		\$ 82,368.00
Transportation District Commission of Hampton Roads	Hampton Roads Transit (HRT)	Transit Infrastructure (Light Rail Crossings)	MERIT Capital Assistance - MIN	\$ 251,010.00	\$ 170,686.80	\$ -		\$ 80,323.20
Transportation District Commission of Hampton Roads	Hampton Roads Transit (HRT)	Rehab/Renovation of Customer Facility (Silverleaf Transfer Center)	MERIT Capital Assistance - MIN	\$ 152,000.00	\$ 103,360.00	\$ -		\$ 48,640.00
Transportation District Commission of Hampton Roads	Hampton Roads Transit (HRT)	Rehab/Renovation of Maintenance Facility (Veeder Root)	MERIT Capital Assistance - MIN	\$ 257,400.00	\$ 175,032.00	\$ -		\$ 82,368.00
Transportation District Commission of Hampton Roads	Hampton Roads Transit (HRT)	Transit Infrastructure (Compliance Signs)	MERIT Capital Assistance - MIN	\$ 593,903.00	\$ 403,854.04	\$ -		\$ 190,048.96
Transportation District Commission of Hampton Roads	Hampton Roads Transit (HRT)	Rehab/Renovation of Customer Facility (Newtown Road Station)	MERIT Capital Assistance - MIN	\$ 427,764.00	\$ 290,879.52	\$ -		\$ 136,884.48
Transportation District Commission of Hampton Roads	Hampton Roads Transit (HRT)	Rehab/Renovation of Customer Facility (ADA Door Upgrades)	MERIT Capital Assistance - MIN	\$ 257,500.00	\$ 175,100.00	\$ -		\$ 82,400.00
Transportation District Commission of Hampton Roads	Hampton Roads Transit (HRT)	Rehab/Renovation of Maint Facility (GFI Vaults)	MERIT Capital Assistance - MIN	\$ 772,500.00	\$ 525,300.00	\$ -		\$ 247,200.00
Transportation District Commission of Hampton Roads	Hampton Roads Transit (HRT)	Transit Infrastructure (Light Rail Signal Upgrades)	MERIT Capital Assistance - MIN	\$ 127,000.00	\$ 86,360.00	\$ -		\$ 40,640.00
Transportation District Commission of Hampton Roads	Hampton Roads Transit (HRT)	Replacement Support Vehicle - SUV/Pickup (6)	MERIT Capital Assistance - SGR	\$ 339,728.00	\$ 231,015.04	\$ -		\$ 108,712.96
Transportation District Commission of Hampton Roads	Hampton Roads Transit (HRT)	Replacement - Light-duty, Medium-size transit bus or BOC (19)	MERIT Capital Assistance - SGR	\$ 2,781,334.00	\$ 1,891,307.12	\$ -		\$ 890,026.88
Transportation District Commission of Hampton Roads	Hampton Roads Transit (HRT)	Replacement - Heavy-duty, Large bus (2)	MERIT Capital Assistance - SGR	\$ 1,644,250.00	\$ 1,118,090.00	\$ -		\$ 526,160.00

HAMPTON ROADS DISTRICT FY26 TRANSIT PROJECTS

Recipient	Organization/Service Detail	Project Name	Funding Opportunity	Project Cost	State Funds	DRPT Federal Funds	DRPT Federal Program	Match
Transportation District Commission of Hampton Roads	Hampton Roads Transit (HRT)	State Operating	MERIT Operating Assistance - Urban	\$ 24,837,287.91	\$ 24,837,287.91	\$ -		\$ -
Transportation District Commission of Hampton Roads	Hampton Roads Transit (HRT)	State Transit Operator and Maintenance Rodeo	MERIT Special Programs - Technical Assistance	\$ 101,648.00	\$ 50,824.00	\$ -		\$ 50,824.00
Transportation District Commission of Hampton Roads	Hampton Roads Transit (HRT)	Surveillance Enhancement Study - The Tide	MERIT Special Programs - Technical Assistance	\$ 206,000.00	\$ 103,000.00	\$ -		\$ 103,000.00
Transportation District Commission of Hampton Roads	Hampton Roads Transit (HRT)	Feasibility Study - HRT/WATA Joint-Use Transfer Center	MERIT Special Programs - Technical Assistance	\$ 103,000.00	\$ 51,500.00	\$ -		\$ 51,500.00
Transportation District Commission of Hampton Roads	Hampton Roads Transit (HRT)	Construction of Customer Facility (Evelyn Butts Transfer Station)	TRIP - Passenger Amenities and Facilities	\$ 8,527,216.00	\$ 2,000,000.00	\$ -		\$ 6,527,216.00
Transportation District Commission of Hampton Roads	Hampton Roads Transit (HRT)	Construction of Customer Facility (Tidewater Community College Transfer Station)	TRIP - Passenger Amenities and Facilities	\$ 1,699,640.00	\$ 1,155,755.20	\$ -		\$ 543,884.80
Transportation District Commission of Hampton Roads	Hampton Roads Transit (HRT)	Transit Infrastructure (Bus Stop ADA Improvements)	TRIP - Passenger Amenities and Facilities	\$ 796,000.00	\$ 541,280.00	\$ -		\$ 254,720.00
Transportation District Commission of Hampton Roads	Hampton Roads Transit (HRT)	Safety Equipment (PPE) + Safety Programming & Training	TRIP - Public Safety	\$ 823,649.00	\$ 560,081.32	\$ -		\$ 263,567.68
Transportation District Commission of Hampton Roads	Hampton Roads Transit (HRT)	Rehab/Renovation of Admin/Maint Facility (Emergency Alert System Upgrades)	TRIP - Public Safety	\$ 547,960.00	\$ 372,612.80	\$ -		\$ 175,347.20
Transportation District Commission of Hampton Roads	Hampton Roads Transit (HRT)	New Service - Microtransit (Hampton Zone) [FY26]	TRIP - Regional Connectivity	\$ 1,302,000.00	\$ 1,041,600.00	\$ -		\$ 260,400.00
Transportation District Commission of Hampton Roads	Hampton Roads Transit (HRT)	New Service - Microtransit (Chesapeake Zone) [FY26]	TRIP - Regional Connectivity	\$ 1,302,000.00	\$ 1,041,600.00	\$ -		\$ 260,400.00
Transportation District Commission of Hampton Roads	Hampton Roads Transit (HRT)	HRT Traffix Program	CMAQ/RSTP	\$ 1,000,000.00	\$ 200,000.00	\$ 800,000.00	RSTP	\$ -
Transportation District Commission of Hampton Roads	Hampton Roads Transit (HRT)	HRT Bus Vehicle Replacement	CMAQ/RSTP	\$ 572,453.00	\$ 114,490.60	\$ 457,962.40	CMAQ	\$ -
Transportation District Commission of Hampton Roads	Hampton Roads Transit (HRT)	HRT Bus Vehicle Replacement	CMAQ/RSTP	\$ 1,001,045.00	\$ 200,209.00	\$ 800,836.00	RSTP	\$ -
Transportation District Commission of Hampton Roads	Hampton Roads Transit (HRT)	HRT Naval Station Norfolk Transit Ext Study FEIS/PE	CMAQ/RSTP	\$ 6,000,000.00	\$ 1,200,000.00	\$ 4,800,000.00	RSTP	\$ -
Transportation District Commission of Hampton Roads	Hampton Roads Transit (HRT)	HRT Victoria Boulevard Facility Upgrades	CMAQ/RSTP	\$ 297,029.00	\$ 59,405.80	\$ 237,623.20	RSTP	\$ -
Transportation District Commission of Hampton Roads	Hampton Roads Transit (HRT)	Railcar Mid-life Overhaul - TIDE Light Rail (8) (Multi-Year Project)	MERIT Capital Assistance - MIN	\$ 8,686,224.00	\$ 5,906,632.32	\$ -		\$ 2,779,591.68
Transportation District Commission of Hampton Roads	Hampton Roads Transit (HRT)	New Service - Microtransit (Newport News Zone) [FY26 - FY28] (Multi-Year Project)	TRIP - Regional Connectivity	\$ 1,350,000.00	\$ 810,000.00	\$ -		\$ 540,000.00
Transportation District Commission of Hampton Roads	Hampton Roads Transit (HRT)	Naval Station Norfolk Internal Navy Base Circulator (Multi-Year Project)	TRIP - Regional Connectivity	\$ 1,500,000.00	\$ 300,000.00	\$ -		\$ 1,200,000.00
Transportation District Commission of Hampton Roads		Total		\$ 73,629,102.91	\$ 46,666,767.63	\$ 10,296,421.60		\$ 16,665,913.68

HAMPTON ROADS DISTRICT FY26 TRANSIT PROJECTS

Recipient	Organization/Service Detail	Project Name	Funding Opportunity	Project Cost	State Funds	DRPT Federal Funds	DRPT Federal Program	Match
Williamsburg Area Transit Authority	Williamsburg Area Transit Authority (WATA)	FTA 5311 Operating	FTA 5311 - Operating Assistance	\$ 776,007.00	\$ -	\$ 388,003.50	FTA 5311	\$ 388,003.50
Williamsburg Area Transit Authority	Williamsburg Area Transit Authority (WATA)	Expansion - Light-duty, Small-size transit bus or BOC (1)	MERIT Capital Assistance - MIN	\$ 220,532.00	\$ 149,961.76	\$ 61,748.96	FTA 5339 - DRPT Controlled	\$ 8,821.28
Williamsburg Area Transit Authority	Williamsburg Area Transit Authority (WATA)	ADP Hardware - Operations (Workstation Equipment)	MERIT Capital Assistance - MIN	\$ 10,080.00	\$ 6,854.40	\$ -		\$ 3,225.60
Williamsburg Area Transit Authority	Williamsburg Area Transit Authority (WATA)	Real Estate - Relocation (Temporary Admin/Maint facility at 7239 Pocahontas Trl)	MERIT Capital Assistance - MIN	\$ 1,087,830.00	\$ 739,724.40	\$ 304,592.40	FTA 5339 - DRPT Controlled	\$ 43,513.20
Williamsburg Area Transit Authority	Williamsburg Area Transit Authority (WATA)	ADP Software - Operations (Licenses)	MERIT Capital Assistance - MIN	\$ 128,592.00	\$ 87,442.56	\$ 36,005.76	FTA 5339 - DRPT Controlled	\$ 5,143.68
Williamsburg Area Transit Authority	Williamsburg Area Transit Authority (WATA)	ADP Hardware - Operations (APOS Fare Collection)	MERIT Capital Assistance - MIN	\$ 29,407.00	\$ 19,996.76	\$ -		\$ 9,410.24
Williamsburg Area Transit Authority	Williamsburg Area Transit Authority (WATA)	Replacement - Light-duty, Small-size transit bus or BOC (1)	MERIT Capital Assistance - SGR	\$ 220,532.00	\$ 149,961.76	\$ 61,748.96	FTA 5339 - DRPT Controlled	\$ 8,821.28
Williamsburg Area Transit Authority	Williamsburg Area Transit Authority (WATA)	State Operating	MERIT Operating Assistance - Urban	\$ 2,231,194.49	\$ 2,231,194.49	\$ -		\$ -
Williamsburg Area Transit Authority	Williamsburg Area Transit Authority (WATA)	Transit Strategic Plan Update	MERIT Special Programs - Technical Assistance	\$ 54,749.00	\$ 27,374.50	\$ -		\$ 27,374.50
Williamsburg Area Transit Authority	Williamsburg Area Transit Authority (WATA)	Operations and Maintenance Facility - Phase 2 Design	MERIT Special Programs - Technical Assistance	\$ 222,223.00	\$ 111,111.50	\$ -		\$ 111,111.50
Williamsburg Area Transit Authority	Williamsburg Area Transit Authority (WATA)	Transit Infrastructure (Bus Stop Amenities)	TRIP - Passenger Amenities and Facilities	\$ 17,328.00	\$ 11,783.04	\$ -		\$ 5,544.96
Williamsburg Area Transit Authority	Williamsburg Area Transit Authority (WATA)	New Service - Fixed Route (Route 1 + Route 2) [FY26 - FY30] (Multi-Year Project)	TRIP - Regional Connectivity	\$ 642,893.00	\$ 514,314.40	\$ -		\$ 128,578.60
Williamsburg Area Transit Authority		Total		\$ 5,641,367.49	\$ 4,049,719.57	\$ 852,099.58		\$ 739,548.34

This Page Intentionally Left Blank

LYNCHBURG FY26 TRANSIT PROJECTS

Recipient	Organization/Service Detail	Project Name	Funding Opportunity	Project Cost	State Funds	DRPT Federal Funds	DRPT Federal Program	Match
Central Virginia Alliance for Community Living, Inc.	Central Virginia Alliance for Community Living (CVACL)	Operating	FTA 5310 - Operating	\$ 100,000.00	\$ 40,000.00	\$ 50,000.00	FTA 5310 - Small Urban	\$ 10,000.00
Central Virginia Alliance for Community Living, Inc.		Total		\$ 100,000.00	\$ 40,000.00	\$ 50,000.00		\$ 10,000.00
Central Virginia Planning District Commission	ConnectingVA CVPDC	Operating - ConnectingVA by Central Virginia Commuter Services	CAP - Operating	\$ 64,000.00	\$ 51,200.00	\$ -		\$ 12,800.00
Central Virginia Planning District Commission	Central Virginia TPO	FY26 - FTA 5303 Planning	FTA 5303 Program	\$ 154,950.10	\$ 15,495.01	\$ 123,960.08	FTA 5303	\$ 15,495.01
Central Virginia Planning District Commission		Total		\$ 218,950.10	\$ 66,695.01	\$ 123,960.08		\$ 28,295.01
City of Danville	Danville Transit System	FTA 5311 Operating	FTA 5311 - Operating Assistance	\$ 4,224,100.00	\$ -	\$ 2,112,050.00	FTA 5311	\$ 2,112,050.00
City of Danville	Danville Transit System	Rehab/Renovation of Admin/Maint Facility (Roof and Parking Lot at 1002 South Boston Rd)	MERIT Capital Assistance - MIN	\$ 260,720.00	\$ 177,289.60	\$ 73,001.60	FTA 5311	\$ 10,428.80
City of Danville	Danville Transit System	Replacement - Light-duty, Small-size transit bus or BOC (5)	MERIT Capital Assistance - SGR	\$ 958,860.00	\$ 652,024.80	\$ 268,480.80	FTA 5311	\$ 38,354.40
City of Danville	Danville Transit System	Replacement - Medium-duty, Medium-size transit bus or BOC (3)	MERIT Capital Assistance - SGR	\$ 752,835.00	\$ 511,927.80	\$ 210,793.80	FTA 5311	\$ 30,113.40
City of Danville	Danville Transit System	State Operating	MERIT Operating Assistance - Rural	\$ 758,875.31	\$ 758,875.31	\$ -		\$ -
City of Danville		Total		\$ 6,955,390.31	\$ 2,100,117.51	\$ 2,664,326.20		\$ 2,190,946.60
Greater Lynchburg Transit Company	Greater Lynchburg Transit Company (GLTC)	Replacement - Support Vehicle (Forklift)	MERIT Capital Assistance - MIN	\$ 50,000.00	\$ 34,000.00	\$ -		\$ 16,000.00
Greater Lynchburg Transit Company	Greater Lynchburg Transit Company (GLTC)	Replacement - Heavy-duty, Large bus (3)	MERIT Capital Assistance - SGR	\$ 2,409,915.00	\$ 1,638,742.20	\$ -		\$ 771,172.80
Greater Lynchburg Transit Company	Greater Lynchburg Transit Company (GLTC)	Replacement Support Vehicle - SUV, Van (3)	MERIT Capital Assistance - SGR	\$ 113,181.00	\$ 76,963.08	\$ 31,690.68	FTA 5339 - DRPT Controlled	\$ 4,527.24
Greater Lynchburg Transit Company	Greater Lynchburg Transit Company (GLTC)	Replacement - Light-duty, Small-size transit bus or BOC (3)	MERIT Capital Assistance - SGR	\$ 548,914.00	\$ 373,261.52	\$ 153,695.92	FTA 5339 - DRPT Controlled	\$ 21,956.56
Greater Lynchburg Transit Company	Greater Lynchburg Transit Company (GLTC)	State Operating	MERIT Operating Assistance - Urban	\$ 1,666,636.12	\$ 1,666,636.12	\$ -		\$ -
Greater Lynchburg Transit Company	Greater Lynchburg Transit Company (GLTC)	Feasibility Study - Alternative Fuels	MERIT Special Programs - Technical Assistance	\$ 150,000.00	\$ 75,000.00	\$ -		\$ 75,000.00
Greater Lynchburg Transit Company	Greater Lynchburg Transit Company (GLTC)	Transit Infrastructure (Bus Stop Amenities Seating) (12)	TRIP - Passenger Amenities and Facilities	\$ 12,000.00	\$ 8,160.00	\$ -		\$ 3,840.00
Greater Lynchburg Transit Company	Greater Lynchburg Transit Company (GLTC)	Transit Infrastructure (Secure Bicycle Parking)	TRIP - Passenger Amenities and Facilities	\$ 50,000.00	\$ 34,000.00	\$ -		\$ 16,000.00

LYNCHBURG FY26 TRANSIT PROJECTS

Recipient	Organization/Service Detail	Project Name	Funding Opportunity	Project Cost	State Funds	DRPT Federal Funds	DRPT Federal Program	Match
Greater Lynchburg Transit Company	Greater Lynchburg Transit Company (GLTC)	Safety Programming & Training (Police at Lynchburg Transfer Station)	TRIP - Public Safety	\$ 50,000.00	\$ 40,000.00	\$ -		\$ 10,000.00
Greater Lynchburg Transit Company	Greater Lynchburg Transit Company (GLTC)	Rehab/Renovation of Admin/Maint Facility (Security Upgrades)	TRIP - Public Safety	\$ 150,000.00	\$ 102,000.00	\$ -		\$ 48,000.00
Greater Lynchburg Transit Company	Greater Lynchburg Transit Company (GLTC)	Route 4 Regional Connectivity Improvement (Multi-Year Project)	TRIP - Regional Connectivity	\$ 815,200.00	\$ 81,520.00	\$ -		\$ 733,680.00
Greater Lynchburg Transit Company		Total		\$ 6,015,846.12	\$ 4,130,282.92	\$ 185,386.60		\$ 1,700,176.60
Piedmont Senior Resources Area Agency on Aging, Inc.	Piedmont Senior Resources AAA	Operating	FTA 5310 - Operating	\$ 250,000.00	\$ 100,000.00	\$ 125,000.00	FTA 5310 - Rural	\$ 25,000.00
Piedmont Senior Resources Area Agency on Aging, Inc.		Total		\$ 250,000.00	\$ 100,000.00	\$ 125,000.00		\$ 25,000.00
Town of Altavista	Altavista Community Transit System (ACTS)	FTA 5311 Operating	FTA 5311 - Operating Assistance	\$ 200,290.00	\$ -	\$ 100,145.00	FTA 5311	\$ 100,145.00
Town of Altavista	Altavista Community Transit System (ACTS)	Shop Equipment (Tire Changer & Balancer)	MERIT Capital Assistance - MIN	\$ 17,588.00	\$ 11,959.84	\$ 4,924.64	FTA 5311	\$ 703.52
Town of Altavista	Altavista Community Transit System (ACTS)	State Operating	MERIT Operating Assistance - Rural	\$ 41,490.08	\$ 41,490.08	\$ -		\$ -
Town of Altavista		Total		\$ 259,368.08	\$ 53,449.92	\$ 105,069.64		\$ 100,848.52
Town of Farmville	Farmville Area Bus (FAB)	FTA 5311 Operating	FTA 5311 - Operating Assistance	\$ 798,070.00	\$ -	\$ 399,035.00	FTA 5311	\$ 399,035.00
Town of Farmville	Farmville Area Bus (FAB)	Replacement - Light-duty, Small-size transit bus or BOC (1)	MERIT Capital Assistance - SGR	\$ 167,018.00	\$ 113,572.24	\$ 46,765.04	FTA 5311	\$ 6,680.72
Town of Farmville	Farmville Area Bus (FAB)	State Operating	MERIT Operating Assistance - Rural	\$ 196,084.59	\$ 196,084.59	\$ -		\$ -
Town of Farmville	Farmville Area Bus (FAB)	Transit Infrastructure (Bus Stop Amenities - TRIP - Passenger Amenities and Facilities Shelters) (3)		\$ 129,338.00	\$ 124,164.48	\$ -		\$ 5,173.52
Town of Farmville		Total		\$ 1,290,510.59	\$ 433,821.31	\$ 445,800.04		\$ 410,889.24

This Page Intentionally Left Blank

NORTHERN VIRGINIA FY26 TRANSIT PROJECTS

Recipient	Organization/Service Detail	Project Name	Funding Opportunity	Project Cost	State Funds	DRPT Federal Funds	DRPT Federal Program	Match
Alexandria Transit Company	DASH	Construction of Admin/Maint Facility (William B. Hurd Transit Facility)	MERIT Capital Assistance - MAJ	\$ 9,365,790	\$ 4,682,895	\$ -		\$ 4,682,895
Alexandria Transit Company	DASH	Vehicle Support Equipment - On Board Systems (Digital Mirrors)	MERIT Special Programs - Demonstration	\$ 93,024	\$ 74,419	\$ -		\$ 18,605
Alexandria Transit Company	DASH	Maintenance Apprenticeship (2)	MERIT Special Programs - Workforce Development	\$ 108,404	\$ 86,723	\$ -		\$ 21,681
Alexandria Transit Company		Total		\$ 9,567,217.52	\$ 4,844,037.02	\$ -		\$ 4,723,180.50
City of Alexandria	GO Alex	Operating - GO Alex	CAP - Operating	\$ 200,000	\$ 160,000	\$ -		\$ 40,000
City of Alexandria	City of Alexandria	CAP Strategic Plan Update - GO Alex (FY27-32)	MERIT Special Programs - Technical Assistance	\$ 100,000	\$ 50,000	\$ -		\$ 50,000
City of Alexandria	DASH	Transit Infrastructure (Bus Stop Amenities - Shelters) (12)	TRIP - Passenger Amenities and Facilities	\$ 500,000	\$ 340,000	\$ -		\$ 160,000
City of Alexandria	DASH	Reduced Fare - MetroBus Passes (Alexandria Public Schools)	TRIP - Zero and Reduced Fare	\$ 150,000	\$ 120,000	\$ -		\$ 30,000
City of Alexandria		Total		\$ 950,000.00	\$ 670,000.00	\$ -		\$ 280,000.00
County of Arlington	Arlington Transit (ART)	New Service - Microtransit (Northwest Arlington Zone)	MERIT Special Programs - Demonstration	\$ 2,500,000	\$ 2,000,000	\$ -		\$ 500,000
County of Arlington	Arlington Transit (ART)	Operations Internship (1)	MERIT Special Programs - Workforce Development	\$ 68,016	\$ 54,413	\$ -		\$ 13,603
County of Arlington	Arlington Transit (ART)	Vehicle Support Equipment - On Board Systems (Security Cameras + ITS)	TRIP - Public Safety	\$ 1,305,000	\$ 887,400	\$ -		\$ 417,600
County of Arlington	Arlington Transit (ART)	Vehicle Support Equipment (Farebox Replacement)	TRIP - Regional Connectivity	\$ 4,072,903	\$ 2,769,574	\$ -		\$ 1,303,329
County of Arlington	Arlington Transit (ART)	Arlington Commuter Assistance Program (FY25-FY27)	CMAQ/RSTP	\$ 4,997,594	\$ 999,519	\$ 3,998,075	CMAQ	\$ -
County of Arlington	Arlington Transit (ART)	Arlington Commuter Assistance Program (FY25-FY27)	CMAQ/RSTP	\$ 717,253	\$ 143,451	\$ 573,802	RSTP	\$ -
County of Arlington		Total		\$ 13,660,766.00	\$ 6,854,356.24	\$ 4,571,877.60		\$ 2,234,532.16

NORTHERN VIRGINIA FY26 TRANSIT PROJECTS

Recipient	Organization/Service Detail	Project Name	Funding Opportunity	Project Cost	State Funds	DRPT Federal Funds	DRPT Federal Program	Match
County of Fairfax	Fairfax County Commuter Services	Operating - Fairfax County Commuter Services	CAP - Operating	\$ 279,995	\$ 223,996	\$ -		\$ 55,999
County of Fairfax	Fairfax County Commuter Services	Employer Trip Reduction - Fairfax County	CAP - Project Assistance	\$ 275,000	\$ 220,000	\$ -		\$ 55,000
County of Fairfax	Fairfax County Commuter Services	Marketing - First Mile/Last Mile Transit Connections	CAP - Project Assistance	\$ 276,334	\$ 221,067	\$ -		\$ 55,267
County of Fairfax	Fairfax Connector	Operating - Route 610	I-66 Operating Program	\$ 669,650	\$ 669,650	\$ -		\$ -
County of Fairfax	Fairfax Connector	Operating - Route 393	I-95 Operating Program	\$ 429,599	\$ 429,599	\$ -		\$ -
County of Fairfax	Fairfax Connector	Vehicle Support Equipment (Farebox Replacement)	TRIP - Regional Connectivity	\$ 2,215,000	\$ 1,506,200	\$ -		\$ 708,800
County of Fairfax	Fairfax Connector	Fairfax Countywide Transit Stores	CMAQ/RSTP	\$ 590,309	\$ 118,062	\$ 472,247	CMAQ	\$ -
County of Fairfax		Total		\$ 4,735,887.00	\$ 3,388,574.00	\$ 472,247.20		\$ 875,065.80
County of Loudoun	Loudoun County Commuter Services	Operating - Loudoun County Commuter Services	CAP - Operating	\$ 486,330	\$ 389,064	\$ -		\$ 97,266
County of Loudoun	Loudoun County Transit (LC Transit)	Transit Marketing - Loudoun County Transit	CAP - Project Assistance	\$ 400,000	\$ 320,000	\$ -		\$ 80,000
County of Loudoun	Loudoun County Commuter Services	Employer Trip Reduction - Loudoun County	CAP - Project Assistance	\$ 95,587	\$ 76,470	\$ -		\$ 19,117
County of Loudoun	Loudoun County Transit (LC Transit)	State Operating	MERIT Operating Assistance - Urban	\$ 4,616,923	\$ 4,616,923	\$ -		\$ -
County of Loudoun	Loudoun County Transit (LC Transit)	New Service - Microtransit (Leesburg Zone)	MERIT Special Programs - Demonstration	\$ 2,089,000	\$ 1,671,200	\$ -		\$ 417,800
County of Loudoun	Loudoun County Transit (LC Transit)	New Service - Commuter Bus (Loudoun to Dale City)	MERIT Special Programs - Demonstration	\$ 736,680	\$ 589,344	\$ -		\$ 147,336
County of Loudoun	Loudoun County Transit (LC Transit)	Silver Line Service (Multi-Year Project)	TRIP - Regional Connectivity	\$ 3,133,566	\$ 940,070	\$ -		\$ 2,193,496
County of Loudoun		Total		\$ 11,558,085.78	\$ 8,603,070.38	\$ -		\$ 2,955,015.40
Dulles Area Transportation Association	DATA	Employer Trip Reduction - Dulles Airport	CAP - Project Assistance	\$ 224,658	\$ 179,726	\$ -		\$ 44,932
Dulles Area Transportation Association		Total		\$ 224,658.00	\$ 179,726.40	\$ -		\$ 44,931.60
Metropolitan Washington Council of Governments	Tranportation Planning Board (TPB)	FY26 - FTA 5303 Planning	FTA 5303 Program	\$ 1,773,743	\$ 177,374	\$ 1,418,994	FTA 5303	\$ 177,374
Metropolitan Washington Council of Governments		Total		\$ 1,773,742.74	\$ 177,374.27	\$ 1,418,994.20		\$ 177,374.27

NORTHERN VIRGINIA FY26 TRANSIT PROJECTS

Recipient	Organization/Service Detail	Project Name	Funding Opportunity	Project Cost	State Funds	DRPT Federal Funds	DRPT Federal Program	Match
Northern Virginia Transportation Commission	Washington Metropolitan Area Transit Authority (WMATA)	WMATA Operating and Capital	WMATA Operating and Capital	\$ 237,432,772	\$ 237,432,772	\$ -		\$ -
Northern Virginia Transportation Commission		Total		\$ 237,432,772.00	\$ 237,432,772.00	\$ -		\$ -
NVTC - Arlington County	Arlington Transit (ART)	Replacement - Heavy-duty, Large bus (BEB) (8)	MERIT Capital Assistance - SGR	\$ 10,102,136	\$ 6,869,452	\$ -		\$ 3,232,684
NVTC - Arlington County	Arlington Transit (ART)	State Operating	MERIT Operating Assistance - Urban	\$ 5,903,647	\$ 5,903,647	\$ -		\$ -
NVTC - Arlington County	Arlington Transit (ART)	Transit Infrastructure (Bus Stop ADA Improvements)	TRIP - Passenger Amenities and Facilities	\$ 857,000	\$ 582,760	\$ -		\$ 274,240
NVTC - Arlington County	Arlington Transit (ART)	Transit Infrastructure (Bus Stop Amenities - Shelters)	TRIP - Passenger Amenities and Facilities	\$ 796,000	\$ 541,280	\$ -		\$ 254,720
NVTC - Arlington County	Arlington Transit (ART)	Arlington County Transit (ART) - Shirlington Facility	MERIT Capital Assistance - MAJ (Multi-Year Project)	\$ 48,282,500	\$ 6,158,724	\$ -		\$ 42,123,776
NVTC - Arlington County		Total		\$ 65,941,283.02	\$ 20,055,863.50	\$ -		\$ 45,885,419.52
NVTC - City of Alexandria	DASH	Replacement - Heavy-duty, Large bus (7)	MERIT Capital Assistance - SGR	\$ 5,241,524	\$ 3,564,236	\$ -		\$ 1,677,288
NVTC - City of Alexandria	DASH	State Operating	MERIT Operating Assistance - Urban	\$ 10,450,791	\$ 10,450,791	\$ -		\$ -
NVTC - City of Alexandria		Total		\$ 15,692,314.88	\$ 14,015,027.26	\$ -		\$ 1,677,287.62
NVTC - City of Fairfax	CUE	Spare Parts / Capital Maintenance Items (Engines)	MERIT Capital Assistance - MIN	\$ 65,544	\$ 44,570	\$ -		\$ 20,974
NVTC - City of Fairfax	CUE	Shop Equipment (Tire Changer & Balancer)	MERIT Capital Assistance - MIN	\$ 12,960	\$ 8,813	\$ -		\$ 4,147
NVTC - City of Fairfax	CUE	State Operating	MERIT Operating Assistance - Urban	\$ 1,636,081	\$ 1,636,081	\$ -		\$ -
NVTC - City of Fairfax	CUE	Zero-Fare Pilot Program Evaluation	MERIT Special Programs - Technical Assistance	\$ 75,000	\$ 37,500	\$ -		\$ 37,500
NVTC - City of Fairfax		Total		\$ 1,789,584.60	\$ 1,726,963.32	\$ -		\$ 62,621.28

NORTHERN VIRGINIA FY26 TRANSIT PROJECTS

Recipient	Organization/Service Detail	Project Name	Funding Opportunity	Project Cost	State Funds	DRPT Federal Funds	DRPT Federal Program	Match
NVTC - Fairfax County	Fairfax Connector	Rehab/Renovation of Rail Related Facilities (Parking Deck at Burke VRE Station)	MERIT Capital Assistance - MIN	\$ 350,000	\$ 238,000	\$ -		\$ 112,000
NVTC - Fairfax County	Fairfax Connector	Rehab/Renovation of Yards and Shops (Garage Upgrades at 3 Facilities)	MERIT Capital Assistance - MIN	\$ 1,660,000	\$ 1,128,800	\$ -		\$ 531,200
NVTC - Fairfax County	Fairfax Connector	3rd Party Project Management (Consultant Services - Fleet & Facilities Maintenance)	MERIT Capital Assistance - MIN	\$ 498,960	\$ 339,293	\$ -		\$ 159,667
NVTC - Fairfax County	Fairfax Connector	Rehab/Renovation of Rail Related Facilities (Parking Lot at Backlick Road VRE Station)	MERIT Capital Assistance - MIN	\$ 150,000	\$ 102,000	\$ -		\$ 48,000
NVTC - Fairfax County	Fairfax Connector	Vehicle Mid-life Overhaul - Large, Heavy-duty Bus (11)	MERIT Capital Assistance - SGR	\$ 1,375,000	\$ 935,000	\$ -		\$ 440,000
NVTC - Fairfax County	Fairfax Connector	Replacement - Heavy-duty, Large bus (60)	MERIT Capital Assistance - SGR	\$ 59,519,082	\$ 7,737,481	\$ -		\$ 51,781,601
NVTC - Fairfax County	Fairfax Connector	State Operating	MERIT Operating Assistance - Urban	\$ 23,974,960	\$ 23,974,960	\$ -		\$ -
NVTC - Fairfax County	Fairfax Connector	Transit Infrastructure - Fixed Guideway (Richmond Hwy BRT) (Multi-Year Project)	TRIP - Regional Connectivity	\$ 244,650,000	\$ 6,250,000	\$ -		\$ 238,400,000
NVTC - Fairfax County	Total			\$ 332,178,002.48	\$ 40,705,533.94	\$ -		\$ 291,472,468.54
NVTC - Virginia Railway Express	Virginia Railway Express (VRE)	VRE Operating and Capital	VRE Operating and Capital	\$ 17,399,576	\$ 17,399,576	\$ -		\$ -
NVTC - Virginia Railway Express	Virginia Railway Express (VRE)	Debt Service for Rail Projects (71 Railcars)	MERIT Capital Assistance - MIN (Multi-Year Project)	\$ 4,193,403	\$ 670,944	\$ -		\$ 3,522,459
NVTC - Virginia Railway Express	Total			\$ 21,592,979	\$ 18,070,520	\$ -		\$ 3,522,459
Potomac Rappahannock Transportation Commission	OmniRide	Operating - OmniRide Rideshare	CAP - Operating	\$ 236,729	\$ 189,383	\$ -		\$ 47,346
Potomac Rappahannock Transportation Commission	OmniRide	Employer Trip Reduction - Prince William County	CAP - Project Assistance	\$ 56,200	\$ 44,960	\$ -		\$ 11,240
Potomac Rappahannock Transportation Commission	OmniRide	Operating - I-95 Routes Supplemental Trips	I-95 Operating Program	\$ 598,100	\$ 598,100	\$ -		\$ -
Potomac Rappahannock Transportation Commission	OmniRide	Expansion - Light-duty, Van with lift (BEB) (1)	MERIT Capital Assistance - MIN	\$ 175,000	\$ 119,000	\$ -		\$ 56,000
Potomac Rappahannock Transportation Commission	OmniRide	Rehab/Renovation of Admin/Maint Facility (Upgrades at 2 Facilities)	MERIT Capital Assistance - MIN	\$ 146,200	\$ 99,416	\$ -		\$ 46,784
Potomac Rappahannock Transportation Commission	OmniRide	Debt Service for Rail Projects	MERIT Capital Assistance - MIN	\$ 206,837	\$ 140,649	\$ -		\$ 66,188
Potomac Rappahannock Transportation Commission	OmniRide	Replacement - Heavy-duty, Large bus (3)	MERIT Capital Assistance - SGR	\$ 2,250,000	\$ 360,000	\$ -		\$ 1,890,000
Potomac Rappahannock Transportation Commission	OmniRide	State Operating	MERIT Operating Assistance - Urban	\$ 8,680,793	\$ 8,680,793	\$ -		\$ -
Potomac Rappahannock Transportation Commission	OmniRide	Professional Development Fellow (1)	MERIT Special Programs - Workforce Development	\$ 39,000	\$ 31,200	\$ -		\$ 7,800
Potomac Rappahannock Transportation Commission	OmniRide	PRTC Omniride Bus Replacement	CMAQ/RSTP	\$ 2,696,934	\$ 539,387	\$ 2,157,547	CMAQ	\$ -

Northern Virginia District

NORTHERN VIRGINIA FY26 TRANSIT PROJECTS

Recipient	Organization/Service Detail	Project Name	Funding Opportunity	Project Cost	State Funds	DRPT Federal Funds	DRPT Federal Program	Match
Potomac Rappahannock Transportation Commission		Total		\$ 15,085,793	\$ 10,802,888	\$ 2,157,547		\$ 2,125,358
Tysons Community Alliance	Tysons Community Alliance	Marketing - Walk, Bike, and Roll in Tysons	CAP - Project Assistance	\$ 167,500	\$ 134,000	\$ -		\$ 33,500
Tysons Community Alliance		Total		\$ 167,500	\$ 134,000	\$ -		\$ 33,500
Washington Metropolitan Area Transit Authority	Washington Metropolitan Area Transit Authority (WMATA)	Dedicated Funding (Multi-Year Project)	WMATA Dedicated	\$154,500,000	\$154,500,000	\$ -		\$ -
Washington Metropolitan Area Transit Authority	Washington Metropolitan Area Transit Authority (WMATA)	PRIIA (Multi-Year Project)	PRIIA - Capital	\$100,000,000	\$50,000,000	\$ -		\$50,000,000
Washington Metropolitan Area Transit Authority	Washington Metropolitan Area Transit Authority (WMATA)	Replacement Buses (FY24-FY26)	CMAQ/RSSTP	\$ 4,671,073	\$ 934,214.6	\$ 3,736,858.4	CMAQ	\$ -
Washington Metropolitan Area Transit Authority		Total		\$ 259,171,073	\$ 205,434,215	\$ 3,736,858		\$ 50,000,000

This Page Intentionally Left Blank

RICHMOND FY26 TRANSIT PROJECTS

Recipient	Organization/Service Detail	Project Name	Funding Opportunity	Project Cost	State Funds	DRPT Federal Funds	DRPT Federal Program	Match
Chesterfield County, VA	Chesterfield County	Operating	FTA 5310 - Operating	\$ 80,000.00	\$ 32,000.00	\$ 40,000.00	FTA 5310 - Large Urban Richmond	\$ 8,000.00
Chesterfield County, VA	Chesterfield County	Other Capital - Contracted Transportation	FTA 5310 - Other Capital	\$ 500,000.00	\$ 80,000.00	\$ 400,000.00	FTA 5310 - Large Urban Richmond	\$ 20,000.00
Chesterfield County, VA	Chesterfield County	Feasibility Study - Microtransit (Chesterfield County)	MERIT Special Programs - Technical Assistance	\$ 216,000.00	\$ 108,000.00	\$ -		\$ 108,000.00
Chesterfield County, VA	Chesterfield County	Transit Infrastructure (Bus Stop + Pedestrian Access Improvements)	TRIP - Passenger Amenities and Facilities	\$ 809,199.00	\$ 550,255.32	\$ -		\$ 258,943.68
Chesterfield County, VA	Chesterfield County	Transit Infrastructure (Bus Stop + Pedestrian Access Improvements)	TRIP - Passenger Amenities and Facilities	\$ 965,540.00	\$ 656,567.20	\$ -		\$ 308,972.80
Chesterfield County, VA	Greater Richmond Transit Company (GRTC)	New Service - Fixed Route (Route 1A) [FY26 to FY28] (Multi-Year Project)	TRIP - Regional Connectivity	\$ 2,190,522.00	\$ 1,752,417.60	\$ -		\$ 438,104.40
Chesterfield County		Total		\$ 4,761,261.00	\$ 3,179,240.12	\$ 440,000.00		\$ 1,142,020.88
City of Petersburg	Petersburg Area Transit (PAT)	Replacement - Light-duty, Medium-size transit bus or BOC (1)	MERIT Capital Assistance - SGR	\$ 127,126.00	\$ 86,445.68	\$ -		\$ 40,680.32
City of Petersburg	Petersburg Area Transit (PAT)	Replacement Support Vehicle - Pickup Truck (1)	MERIT Capital Assistance - SGR	\$ 41,353.10	\$ 28,120.11	\$ -		\$ 13,232.99
City of Petersburg	Petersburg Area Transit (PAT)	State Operating	MERIT Operating Assistance - Urban	\$ 1,036,983.68	\$ 1,036,983.68	\$ -		\$ -
City of Petersburg	Petersburg Area Transit (PAT)	New Service - Fixed Route (Green Trolley)	MERIT Special Programs - Demonstration	\$ 708,700.00	\$ 566,960.00	\$ -		\$ 141,740.00
City of Petersburg		Total		\$ 1,914,162.78	\$ 1,718,509.47	\$ -		\$ 195,653.31
City of Richmond	Greater Richmond Transit Company (GRTC)	Transit Infrastructure (Bus Stop ADA Improvements)	TRIP - Passenger Amenities and Facilities	\$ 478,000.00	\$ 325,040.00	\$ -		\$ 152,960.00
City of Richmond		Total		\$ 478,000.00	\$ 325,040.00	\$ -		\$ 152,960.00
Crater District Area Agency on Aging	Crater District AAA	Replacement - Light-duty, minivan (2)	FTA 5310 - Capital - Vehicles	\$ 154,608.00	\$ 15,460.80	\$ 123,686.40	FTA 5310 - Large Urban Richmond	\$ 15,460.80
Crater District Area Agency on Aging		Total		\$ 154,608.00	\$ 15,460.80	\$ 123,686.40		\$ 15,460.80
Crater Planning District Commission	Tri-Cities Area MPO	FY26 - FTA 5303 Planning	FTA 5303 Program	\$ 164,405.63	\$ 16,440.56	\$ 131,524.51	FTA 5303	\$ 16,440.56
Crater Planning District Commission		Total		\$ 164,405.63	\$ 16,440.56	\$ 131,524.51		\$ 16,440.56

RICHMOND FY26 TRANSIT PROJECTS

Recipient	Organization/Service Detail	Project Name	Funding Opportunity	Project Cost	State Funds	DRPT Federal Funds	DRPT Federal Program	Match
Greater Richmond Transit Company	Greater Richmond Transit Company (GRTC)	Operating	FTA 5310 - Operating	\$ 95,780.00	\$ 38,312.00	\$ 47,890.00	FTA 5310 - Large Urban Richmond	\$ 9,578.00
Greater Richmond Transit Company	Greater Richmond Transit Company (GRTC)	Vehicle Support Equipment (Bus Wash)	MERIT Capital Assistance - MIN	\$ 275,000.00	\$ 187,000.00	\$ -		\$ 88,000.00
Greater Richmond Transit Company	Greater Richmond Transit Company (GRTC)	Expansion - Light-duty, Van with ramp (5)	MERIT Capital Assistance - MIN	\$ 800,000.00	\$ 544,000.00	\$ -		\$ 256,000.00
Greater Richmond Transit Company	Greater Richmond Transit Company (GRTC)	ADP Software - Operations (Swiftly)	MERIT Capital Assistance - MIN	\$ 145,500.00	\$ 98,940.00	\$ -		\$ 46,560.00
Greater Richmond Transit Company	Greater Richmond Transit Company (GRTC)	ADP Software - Operations (Annual Licenses)	MERIT Capital Assistance - MIN	\$ 906,816.05	\$ 616,634.91	\$ -		\$ 290,181.14
Greater Richmond Transit Company	Greater Richmond Transit Company (GRTC)	Vehicle Support Equipment (Driving Simulator)	MERIT Capital Assistance - MIN	\$ 400,000.00	\$ 272,000.00	\$ -		\$ 128,000.00
Greater Richmond Transit Company	Greater Richmond Transit Company (GRTC)	Rehab/Renovation of Admin/Maint Facility (Exterior Security at 301 E. Belt Blvd)	MERIT Capital Assistance - MIN	\$ 350,000.00	\$ 238,000.00	\$ -		\$ 112,000.00
Greater Richmond Transit Company	Greater Richmond Transit Company (GRTC)	ADP Software - Operations (Cybersecurity Infrastructure)	MERIT Capital Assistance - MIN	\$ 200,000.00	\$ 136,000.00	\$ -		\$ 64,000.00
Greater Richmond Transit Company	Greater Richmond Transit Company (GRTC)	ADP Software - Operations (HASTUS)	MERIT Capital Assistance - MIN	\$ 135,000.00	\$ 91,800.00	\$ -		\$ 43,200.00
Greater Richmond Transit Company	Greater Richmond Transit Company (GRTC)	Replacement - Light-duty, minivan (12)	MERIT Capital Assistance - SGR	\$ 2,028,000.00	\$ 1,379,040.00	\$ -		\$ 648,960.00
Greater Richmond Transit Company	Greater Richmond Transit Company (GRTC)	Replacement - Heavy-duty, Large bus (29)	MERIT Capital Assistance - SGR	\$ 16,631,999.96	\$ 11,309,759.97	\$ -		\$ 5,322,239.99
Greater Richmond Transit Company	Greater Richmond Transit Company (GRTC)	ADP Hardware-Operations (Network & Server Infrastructure)	MERIT Capital Assistance - SGR	\$ 674,000.00	\$ 458,320.00	\$ -		\$ 215,680.00
Greater Richmond Transit Company	Greater Richmond Transit Company (GRTC)	Rehab/Renovation of Yards and Shops (Asphalt and Concrete Repairs at 301 E. Belt Blvd)	MERIT Capital Assistance - SGR	\$ 4,184,800.00	\$ 2,845,664.00	\$ -		\$ 1,339,136.00
Greater Richmond Transit Company	Greater Richmond Transit Company (GRTC)	State Operating	MERIT Operating Assistance - Urban	\$ 19,149,752.35	\$ 19,149,752.35	\$ -		\$ -
Greater Richmond Transit Company	Greater Richmond Transit Company (GRTC)	Maintenance and Transportation Operations Assessment	MERIT Special Programs - Technical Assistance	\$ 200,000.00	\$ 100,000.00	\$ -		\$ 100,000.00
Greater Richmond Transit Company	Greater Richmond Transit Company (GRTC)	ADA Facilities Assessment	MERIT Special Programs - Technical Assistance	\$ 90,000.00	\$ 45,000.00	\$ -		\$ 45,000.00
Greater Richmond Transit Company	Greater Richmond Transit Company (GRTC)	Maintenance Apprenticeship Program Development	MERIT Special Programs - Technical Assistance	\$ 62,000.00	\$ 31,000.00	\$ -		\$ 31,000.00
Greater Richmond Transit Company	Greater Richmond Transit Company (GRTC)	Engineering and Design of Customer Facility (West End Transfer Station)	TRIP - Passenger Amenities and Facilities	\$ 5,000,000.00	\$ 3,400,000.00	\$ -		\$ 1,600,000.00
Greater Richmond Transit Company	Greater Richmond Transit Company (GRTC)	Safety Programming & Training (Transit Safety Ambassadors)	TRIP - Public Safety	\$ 700,000.00	\$ 560,000.00	\$ -		\$ 140,000.00
Greater Richmond Transit Company	Greater Richmond Transit Company (GRTC)	ADP Hardware - Operations (Security Cameras at 301 E. Belt Blvd)	TRIP - Public Safety	\$ 120,000.00	\$ 81,600.00	\$ -		\$ 38,400.00
Greater Richmond Transit Company	Greater Richmond Transit Company (GRTC)	Engineering & Design of Transit Infrastructure (North-South Pulse BRT)	MERIT Special Programs - Technical Assistance	\$ 1,092,286.00	\$ 546,143.00	\$ -		\$ 546,143.00
Greater Richmond Transit Company	Greater Richmond Transit Company (GRTC)	Engineering & Design of Transit Infrastructure (Western Pulse BRT)	TRIP - Regional Connectivity	\$ 3,924,698.00	\$ 2,668,794.64	\$ -		\$ 1,255,903.36
Greater Richmond Transit Company	Greater Richmond Transit Company (GRTC)	New Service - Microtransit (Ashland Zone) [FY26 - FY28] (Multi-Year Project)	TRIP - Regional Connectivity	\$ 993,740.00	\$ 794,992.00	\$ -		\$ 198,748.00
Greater Richmond Transit Company	Greater Richmond Transit Company (GRTC)	New Service - Fixed Route (Route 1) (Multi-Year Project) [FY26 - FY28]	TRIP - Regional Connectivity	\$ 3,729,512.00	\$ 2,983,609.60	\$ -		\$ 745,902.40
Greater Richmond Transit Company		Total		\$ 61,888,884.36	\$ 48,576,362.47	\$ 47,890.00		\$ 13,264,631.89

RICHMOND FY26 TRANSIT PROJECTS

Recipient	Organization/Service Detail	Project Name	Funding Opportunity	Project Cost	State Funds	DRPT Federal Funds	DRPT Federal Program	Match
Hanover County, Virginia	Hanover DASH	Other Capital - Contracted Transportation	FTA 5310 - Other Capital	\$ 900,000.00	\$ 144,000.00	\$ 720,000.00	FTA 5310 - Large Urban Richmond	\$ 36,000.00
Hanover County		Total		\$ 900,000.00	\$ 144,000.00	\$ 720,000.00		\$ 36,000.00
Heart Havens	Heart Havens	Replacement - Light-duty, Van with raised roof (1)	FTA 5310 - Capital - Vehicles	\$ 95,687.00	\$ 9,568.70	\$ 76,549.60	FTA 5310 - Large Urban Richmond	\$ 9,568.70
Heart Havens		Total		\$ 95,687.00	\$ 9,568.70	\$ 76,549.60		\$ 9,568.70
Lets Go Service	Lets Go Service	Expansion - Light-duty, minivan (1)	FTA 5310 - Capital - Vehicles	\$ 77,304.00	\$ 7,730.40	\$ 61,843.20	FTA 5310 - Large Urban Richmond	\$ 7,730.40
Lets Go Service	Lets Go Service	Operating	FTA 5310 - Operating	\$ 105,750.00	\$ 42,300.00	\$ 52,875.00	FTA 5310 - Large Urban Richmond	\$ 10,575.00
Lets Go Service		Total		\$ 183,054.00	\$ 50,030.40	\$ 114,718.20		\$ 18,305.40
Powhatan County Department of Social Services	Powhatan County Department of Social Services	Operating	FTA 5310 - Operating	\$ 14,000.00	\$ 5,600.00	\$ 7,000.00	FTA 5310 - Rural	\$ 1,400.00
Powhatan County Department of Social Services		Total		\$ 14,000.00	\$ 5,600.00	\$ 7,000.00		\$ 1,400.00
Richmond Regional Planning District Commission	Richmond Regional TPO	FY26 - FTA 5303 Planning	FTA 5303 Program	\$ 724,228.27	\$ 72,422.83	\$ 579,382.61	FTA 5303	\$ 72,422.83
Richmond Regional Planning District Commission	PlanRVA	Regional Zero-Fare Transit Access Plan	MERIT Special Programs - Technical Assistance	\$ 250,701.00	\$ 125,350.50	\$ -		\$ 125,350.50
Richmond Regional Planning District Commission		Total		\$ 974,929.27	\$ 197,773.33	\$ 579,382.61		\$ 197,773.33
Southside Behavioral Health	Southside Behavioral Health	Replacement - Light-duty, minivan (1) + BOC (2)	FTA 5310 - Capital - Vehicles	\$ 398,554.00	\$ 39,855.40	\$ 318,843.20	FTA 5310 - Rural	\$ 39,855.40
Southside Behavioral Health		Total		\$ 398,554.00	\$ 39,855.40	\$ 318,843.20		\$ 39,855.40
The SPAN Center	The SPAN Center	Operating	FTA 5310 - Operating	\$ 159,225.00	\$ 63,690.00	\$ 79,612.50	FTA 5310 - Large Urban Richmond	\$ 15,922.50
The SPAN Center	The SPAN Center	Other Capital - Mobility Management, Contracted Transportation	FTA 5310 - Other Capital	\$ 315,393.00	\$ 50,462.88	\$ 252,314.40	FTA 5310 - Large Urban Richmond	\$ 12,615.72
The SPAN Center		Total		\$ 474,618.00	\$ 114,152.88	\$ 331,926.90		\$ 28,538.22

This Page Intentionally Left Blank

SALEM FY26 TRANSIT PROJECTS

Recipient	Organization/Service Detail	Project Name	Funding Opportunity	Project Cost	State Funds	DRPT Federal Funds	DRPT Federal Program	Match
City of Radford	Radford Transit	FTA 5311 Operating	FTA 5311 - Operating Assistance	\$ 2,700,068.68	\$ -	\$ 1,350,034.34	FTA 5311 - ADTAP	\$ 1,350,034.34
City of Radford	Radford Transit	Spare Parts / Capital Maintenance Items (Major Vehicle Components)	MERIT Capital Assistance - MIN	\$ 75,000.00	\$ 51,000.00	\$ 21,000.00	FTA 5311	\$ 3,000.00
City of Radford	Radford Transit	Replacement - Medium-duty, Medium-size transit bus or BOC (6)	MERIT Capital Assistance - SGR	\$ 1,140,000.00	\$ 775,200.00	\$ 319,200.00	FTA 5311	\$ 45,600.00
City of Radford	Radford Transit	Transit Infrastructure (Bus Stop Signs) (20)	MERIT Capital Assistance - SGR	\$ 600.00	\$ 408.00	\$ 168.00	FTA 5311	\$ 24.00
City of Radford	Radford Transit	State Operating	MERIT Operating Assistance - Rural	\$ 471,126.31	\$ 471,126.31	\$ -		\$ -
City of Radford	Radford Transit	Zero Fare - Systemwide [FY26 to FY29] (Multi-Year Project)	TRIP - Zero and Reduced Fare	\$186,000.00	\$148,800.00	\$ -		\$37,200.00
City of Radford		Total		\$ 4,572,794.99	\$ 1,446,534.31	\$ 1,690,402.34		\$ 1,435,858.34
County of Roanoke	CORTRAN	Other Capital - Contracted Transportation (Urban)	FTA 5310 - Other Capital	\$ 398,113.00	\$ 63,698.08	\$ 318,490.40	FTA 5310 - Large Urban Roanoke	\$ 15,924.52
County of Roanoke	CORTRAN	Other Capital - Contracted Transportation (Rural)	FTA 5310 - Other Capital	\$ 133,200.00	\$ 21,312.00	\$ 106,560.00	FTA 5310 - Rural	\$ 5,328.00
County of Roanoke	McAfee Knob Trailhead Shuttle	New Service - Fixed Route (McAfee Knob Trailhead Shuttle)	MERIT Special Programs - Demonstration	\$ 158,000.00	\$ 126,400.00	\$ -		\$ 31,600.00
Roanoke County		Total		\$ 689,313.00	\$ 211,410.08	\$ 425,050.40		\$ 52,852.52
Edwards Adult Day Center	Edwards Adult Day Center	Replacement - Light-duty, BOC (1)	FTA 5310 - Capital - Vehicles	\$ 118,763.00	\$ 11,876.30	\$ 95,010.40	FTA 5310 - Rural	\$ 11,876.30
Edwards Adult Day Center		Total		\$ 118,763.00	\$ 11,876.30	\$ 95,010.40		\$ 11,876.30
Franklin County Office of Aging	Franklin County Office of Aging	Replacement - Light-duty, Van with raised roof (1)	FTA 5310 - Capital - Vehicles	\$ 95,687.00	\$ 9,568.70	\$ 76,549.60	FTA 5310 - Rural	\$ 9,568.70
Franklin County Office of Aging		Total		\$ 95,687.00	\$ 9,568.70	\$ 76,549.60		\$ 9,568.70
Giles Health & Family Center	Giles Health & Family Center	Replacement - Light-duty, minivan (2)	FTA 5310 - Capital - Vehicles	\$ 154,608.00	\$ 15,460.80	\$ 123,686.40	FTA 5310 - Rural	\$ 15,460.80
Giles Health & Family Center	Giles Health & Family Center	Operating	FTA 5310 - Operating	\$ 185,000.00	\$ 74,000.00	\$ 92,500.00	FTA 5310 - Rural	\$ 18,500.00
Giles Health & Family Center		Total		\$ 339,608.00	\$ 89,460.80	\$ 216,186.40		\$ 33,960.80

SALEM FY26 TRANSIT PROJECTS

Recipient	Organization/Service Detail	Project Name	Funding Opportunity	Project Cost	State Funds	DRPT Federal Funds	DRPT Federal Program	Match
Greater Roanoke Transit Company	Valley Metro	FTA 5311 Operating	FTA 5311 - Operating Assistance	\$ 1,220,975.00	\$ -	\$ 610,487.50	FTA 5311 (f)	\$ 610,487.50
Greater Roanoke Transit Company	Valley Metro	State Operating	MERIT Operating Assistance - Urban	\$ 3,193,342.73	\$ 3,193,342.73	\$ -		\$ -
Greater Roanoke Transit Company	Valley Metro	New Service - Microtransit (MetroFLX)	MERIT Special Programs - Demonstration	\$ 3,263,104.00	\$ 2,610,483.20	\$ -		\$ 652,620.80
Greater Roanoke Transit Company		Total		\$ 7,677,421.73	\$ 5,803,825.93	\$ 610,487.50		\$ 1,263,108.30
New River Valley Community Services Board	New River Valley CSB	Replacement - Light-duty, BOC (4)	FTA 5310 - Capital - Vehicles	\$ 484,700.00	\$ 48,470.00	\$ 387,760.00	FTA 5310 - Small Urban	\$ 48,470.00
New River Valley Community Services Board	New River Valley CSB	Operating	FTA 5310 - Operating	\$ 555,247.00	\$ 222,098.80	\$ 277,623.50	FTA 5310 - Small Urban	\$ 55,524.70
New River Valley Community Services Board		Total		\$ 1,039,947.00	\$ 270,568.80	\$ 665,383.50		\$ 103,994.70
New River Valley Metropolitan Planning Organization	New River Valley MPO	FY26 - FTA 5303 Planning	FTA 5303 Program	\$ 131,855.24	\$ 13,185.52	\$ 105,484.20	FTA 5303	\$ 13,185.52
New River Valley Metropolitan Planning Organization		Total		\$ 131,855.24	\$ 13,185.52	\$ 105,484.20		\$ 13,185.52
New River Valley Planning District Commission	RIDE Solutions NRVRC	Operating - RIDE Solutions of New River Valley	CAP - Operating	\$ 116,518.00	\$ 93,214.40	\$ -		\$ 23,303.60
New River Valley Planning District Commission		Total		\$ 116,518.00	\$ 93,214.40	\$ -		\$ 23,303.60
New River Valley Senior Services, Inc.	New River Valley Senior Services (NRVSS)	Replacement - Light-duty, Van with raised roof (2)	FTA 5310 - Capital - Vehicles	\$ 191,374.00	\$ 19,137.40	\$ 153,099.20	FTA 5310 - Rural	\$ 19,137.40
New River Valley Senior Services, Inc.	Pulaski Area Transit (PAT)	FTA 5311 Operating	FTA 5311 - Operating Assistance	\$ 804,450.00	\$ -	\$ 402,225.00	FTA 5311 - ADTAP	\$ 402,225.00
New River Valley Senior Services, Inc.	Pulaski Area Transit (PAT)	Mobility Management	MERIT Capital Assistance - MIN	\$ 58,424.00	\$ 39,728.32	\$ 16,358.72	FTA 5311	\$ 2,336.96
New River Valley Senior Services, Inc.	Pulaski Area Transit (PAT)	Spare Parts / Capital Maintenance Items (Tires)	MERIT Capital Assistance - MIN	\$ 12,000.00	\$ 8,160.00	\$ 3,360.00	FTA 5311	\$ 480.00
New River Valley Senior Services, Inc.	Pulaski Area Transit (PAT)	State Operating	MERIT Operating Assistance - Rural	\$ 182,624.43	\$ 182,624.43	\$ -		\$ -
New River Valley Senior Services, Inc.		Total		\$ 1,248,872.43	\$ 249,650.15	\$ 575,042.92		\$ 424,179.36

SALEM FY26 TRANSIT PROJECTS

Recipient	Organization/Service Detail	Project Name	Funding Opportunity	Project Cost	State Funds	DRPT Federal Funds	DRPT Federal Program	Match
Roanoke Valley Alleghany Regional Commission	RIDE Solutions RVARC	Operating - RIDE Solutions of Roanoke Valley Alleghany	CAP - Operating	\$ 107,313.00	\$ 85,850.40	\$ -		\$ 21,462.60
Roanoke Valley Alleghany Regional Commission	RIDE Solutions	Marketing to Employers - Roanoke Region	CAP - Project Assistance	\$ 127,308.00	\$ 101,846.40	\$ -		\$ 25,461.60
Roanoke Valley Alleghany Regional Commission	Roanoke Valley Area MPO	FY26 - FTA 5303 Planning	FTA 5303 Program	\$ 226,883.26	\$ 22,688.33	\$ 181,506.60	FTA 5303	\$ 22,688.33
Roanoke Valley Alleghany Regional Commission	Roanoke Valley Alleghany Regional Commission (RVARC)	Feasibility Study - Microtransit (Franklin County)	MERIT Special Programs - Technical Assistance	\$ 120,000.00	\$ 60,000.00	\$ -		\$ 60,000.00
Roanoke Valley Alleghany Regional Commission		Total		\$ 581,504.26	\$ 270,385.13	\$ 181,506.60		\$ 129,612.53
Southern Area Agency on Aging	Southern AAA	Operating	FTA 5310 - Operating	\$ 36,000.00	\$ 14,400.00	\$ 18,000.00	FTA 5310 - Rural	\$ 3,600.00
Southern Area Agency on Aging	Southern AAA	Other Capital - Mobility Management, Contracted Transportation	FTA 5310 - Other Capital	\$ 217,707.00	\$ 34,833.12	\$ 174,165.60	FTA 5310 - Rural	\$ 8,708.28
Southern Area Agency on Aging		Total		\$ 253,707.00	\$ 49,233.12	\$ 192,165.60		\$ 12,308.28
Town of Bedford	Bedford Otter Bus	New Service - Fixed Route (Bedford Otter Bus - Phase 4)	MERIT Special Programs - Demonstration	\$ 193,964.00	\$ 155,171.20	\$ -		\$ 38,792.80
Town of Bedford		Total		\$ 193,964.00	\$ 155,171.20	\$ -		\$ 38,792.80
Town of Blacksburg	Blacksburg Transit (BT)	Shop Equipment (Miscellaneous Shop Equipment)	MERIT Capital Assistance - MIN	\$ 15,000.00	\$ 10,200.00	\$ 4,200.00	FTA 5339 - DRPT Controlled	\$ 600.00
Town of Blacksburg	Blacksburg Transit (BT)	Transit Infrastructure (Bus Pull-off at Stop #1325)	MERIT Capital Assistance - MIN	\$ 140,000.00	\$ 95,200.00	\$ 39,200.00	FTA 5339 - DRPT Controlled	\$ 5,600.00
Town of Blacksburg	Blacksburg Transit (BT)	Replacement - Heavy-duty, Articulated bus (BEB) (4)	MERIT Capital Assistance - SGR	\$ 8,144,644.00	\$ 5,538,357.92	\$ 2,280,500.32	FTA 5339 - DRPT Controlled	\$ 325,785.76
Town of Blacksburg	Blacksburg Transit (BT)	Replacement - Light-duty, Small-size transit bus or BOC (2)	MERIT Capital Assistance - SGR	\$ 418,400.00	\$ 284,512.00	\$ 117,152.00	FTA 5339 - DRPT Controlled	\$ 16,736.00
Town of Blacksburg	Blacksburg Transit (BT)	State Operating	MERIT Operating Assistance - Urban	\$ 3,842,698.20	\$ 3,842,698.20	\$ -		\$ -
Town of Blacksburg		Total		\$ 12,560,742.20	\$ 9,770,968.12	\$ 2,441,052.32		\$ 348,721.76
West Piedmont Planning District Commission	RIDE Solutions WPPDC	Operating - RIDE Solutions of West Piedmont	CAP - Operating	\$ 59,000.00	\$ 47,200.00	\$ -		\$ 11,800.00
West Piedmont Planning District Commission		Total		\$ 59,000.00	\$ 47,200.00	\$ -		\$ 11,800.00

This Page Intentionally Left Blank

STAUNTON FY26 TRANSIT PROJECTS

Recipient	Organization/Service Detail	Project Name	Funding Opportunity	Project Cost	State Funds	DRPT Federal Funds	DRPT Federal Program	Match
Central Shenandoah Planning District Commission	RideShare CSPDC	Operating - RideShare - Central Shenandoah	CAP - Operating	\$ 94,950.00	\$ 75,960.00	\$ -		\$ 18,990.00
Central Shenandoah Planning District Commission	BRITE	Transit Marketing - Afton Express	CAP - Project Assistance	\$ 45,050.00	\$ 36,040.00	\$ -		\$ 9,010.00
Central Shenandoah Planning District Commission	Harrisonburg / Rockingham MPO	FY26 - FTA 5303 Planning	FTA 5303 Program	\$ 115,788.70	\$ 11,578.87	\$ 92,630.96	FTA 5303	\$ 11,578.87
Central Shenandoah Planning District Commission	Staunton-Augusta-Waynesboro MPO	FY26 - FTA 5303 Planning	FTA 5303 Program	\$ 106,914.47	\$ 10,691.45	\$ 85,531.57	FTA 5303	\$ 10,691.45
Central Shenandoah Planning District Commission	BRITE	FTA 5311 Operating	FTA 5311 - Operating Assistance	\$ 901,051.00	\$ -	\$ 450,525.50	FTA 5311	\$ 450,525.50
Central Shenandoah Planning District Commission	BRITE	Capital Cost of Contracting (Rural)	MERIT Capital Assistance - MIN	\$ 505,246.00	\$ 343,567.28	\$ 141,468.88	FTA 5311	\$ 20,209.84
Central Shenandoah Planning District Commission	BRITE	Capital Cost of Contracting (Urban)	MERIT Capital Assistance - MIN	\$ 808,380.00	\$ 129,340.80	\$ -		\$ 679,039.20
Central Shenandoah Planning District Commission	BRITE	State Operating	MERIT Operating Assistance - Urban	\$ 618,200.54	\$ 618,200.54	\$ -		\$ -
Central Shenandoah Planning District Commission	BRITE	Transit Contract Procurement Technical Support	MERIT Special Programs - Technical Assistance	\$ 74,500.00	\$ 37,250.00	\$ -		\$ 37,250.00
Central Shenandoah Planning District Commission	BRITE	Transit Infrastructure (Bus Stop Amenities Shelters) (3)	TRIP - Passenger Amenities and Facilities	\$ 45,400.00	\$ 30,872.00	\$ -		\$ 14,528.00
Central Shenandoah Planning District Commission	BRITE	Afton Express Commuter Bus Service (Multi-Year Project)	TRIP - Regional Connectivity	\$ 74,941.00	\$ 44,965.00	\$ -		\$ 29,976.00
Central Shenandoah Planning District Commission		Total		\$ 3,390,421.71	\$ 1,338,465.94	\$ 770,156.91		\$ 1,281,798.86
City of Harrisonburg	Harrisonburg Department of Public Transportation (HDPT)	Vehicle Support Equipment (Offeror ITS)	MERIT Capital Assistance - MIN	\$ 3,000,000.00	\$ 480,000.00	\$ -		\$ 2,520,000.00
City of Harrisonburg	Harrisonburg Department of Public Transportation (HDPT)	Replacement - Heavy-duty, Large bus (3)	MERIT Capital Assistance - SGR	\$ 1,937,655.00	\$ 1,317,605.40	\$ -		\$ 620,049.60
City of Harrisonburg	Harrisonburg Department of Public Transportation (HDPT)	Replacement Support Vehicle - Sedan, SUV (4)	MERIT Capital Assistance - SGR	\$ 203,350.00	\$ 138,278.00	\$ -		\$ 65,072.00
City of Harrisonburg	Harrisonburg Department of Public Transportation (HDPT)	State Operating	MERIT Operating Assistance - Urban	\$ 2,230,680.60	\$ 2,230,680.60	\$ -		\$ -
City of Harrisonburg		Total		\$ 7,371,685.60	\$ 4,166,564.00	\$ -		\$ 3,205,121.60
City of Winchester	WinTran	Expansion - Light-duty, Van with lift (1)	MERIT Capital Assistance - MIN	\$ 145,000.00	\$ 23,200.00	\$ -		\$ 121,800.00
City of Winchester	WinTran	State Operating	MERIT Operating Assistance - Urban	\$ 513,663.07	\$ 513,663.07	\$ -		\$ -
City of Winchester		Total		\$ 658,663.07	\$ 536,863.07	\$ -		\$ 121,800.00

STAUNTON FY26 TRANSIT PROJECTS

Recipient	Organization/Service Detail	Project Name	Funding Opportunity	Project Cost	State Funds	DRPT Federal Funds	DRPT Federal Program	Match
Grafton School, Inc.	Grafton School	Replacement - Light-duty, minivan (1)	FTA 5310 - Capital - Vehicles	\$ 77,304.00	\$ 7,730.40	\$ 61,843.20	FTA 5310 - Small Urban	\$ 7,730.40
Grafton School, Inc.		Total		\$ 77,304.00	\$ 7,730.40	\$ 61,843.20		\$ 7,730.40
Northern Shenandoah Valley Regional Commission	RideSmart	Operating - RideSmart	CAP - Operating	\$ 386,585.00	\$ 309,268.00	\$ -		\$ 77,317.00
Northern Shenandoah Valley Regional Commission	Winchester-Frederick County MPO	FY26 - FTA 5303 Planning	FTA 5303 Program	\$ 119,622.80	\$ 11,962.28	\$ 95,698.24	FTA 5303	\$ 11,962.28
Northern Shenandoah Valley Regional Commission	RideSmart	Ridesmart Service (Multi-Year Project)	TRIP - Regional Connectivity	\$ 224,000.00	\$ 67,200.00	\$ -		\$ 156,800.00
Northern Shenandoah Valley Regional Commission		Total		\$ 730,207.80	\$ 388,430.28	\$ 95,698.24		\$ 246,079.28
Pleasant View, Inc.	Pleasant View	Replacement - Light-duty, Van with raised roof (1) + minivan (1)	FTA 5310 - Capital - Vehicles	\$ 172,991.00	\$ 17,299.10	\$ 138,392.80	FTA 5310 - Small Urban	\$ 17,299.10
Pleasant View, Inc.		Total		\$ 172,991.00	\$ 17,299.10	\$ 138,392.80		\$ 17,299.10
Rockbridge Area Transportation System, Inc.	Rockbridge Area Transportation System (RATS)	Operating	FTA 5310 - Operating	\$ 200,000.00	\$ 80,000.00	\$ 100,000.00	FTA 5310 - Rural	\$ 20,000.00
Rockbridge Area Transportation System, Inc.		Total		\$ 200,000.00	\$ 80,000.00	\$ 100,000.00		\$ 20,000.00
Shenandoah Area Agency on Aging	Shenandoah AAA	Operating	FTA 5310 - Operating	\$ 425,000.00	\$ 170,000.00	\$ 212,500.00	FTA 5310 - Rural	\$ 42,500.00
Shenandoah Area Agency on Aging		Total		\$ 425,000.00	\$ 170,000.00	\$ 212,500.00		\$ 42,500.00
Valley Program for Aging Services	Valley Program for Aging Services (VPAS)	Operating	FTA 5310 - Operating	\$ 52,559.00	\$ 21,023.60	\$ 26,279.50	FTA 5310 - Small Urban	\$ 5,255.90
Valley Program for Aging Services		Total		\$ 52,559.00	\$ 21,023.60	\$ 26,279.50		\$ 5,255.90

This Page Intentionally Left Blank

MULTI-DISTRICT FY26 TRANSIT PROJECTS

Recipient	Organization/Service Detail	Project Name	Funding Opportunity	Project Cost	State Funds	DRPT Federal Funds	DRPT Federal Program	Match
Bay Aging, Inc	Bay Transit	FTA 5311 Operating	FTA 5311 - Operating Assistance	\$ 5,256,993.56	\$ -	\$ 2,628,496.78	FTA 5311	\$ 2,628,496.78
Bay Aging, Inc	Bay Transit	Spare Parts / Capital Maintenance Items (Miscellaneous Parts)	MERIT Capital Assistance - MIN	\$ 121,184.00	\$ 82,405.12	\$ 33,931.52	FTA 5311	\$ 4,847.36
Bay Aging, Inc	Bay Transit	Mobility Management	MERIT Capital Assistance - MIN	\$ 134,883.00	\$ 91,720.44	\$ 37,767.24	FTA 5311	\$ 5,395.32
Bay Aging, Inc	Bay Transit	Spare Parts / Capital Maintenance Items (Engine)	MERIT Capital Assistance - MIN	\$ 15,039.00	\$ 10,226.52	\$ 4,210.92	FTA 5311	\$ 601.56
Bay Aging, Inc	Bay Transit	Replacement - Light-duty, Small-size transit bus or BOC (8)	MERIT Capital Assistance - SGR	\$ 1,149,040.00	\$ 781,347.20	\$ 321,731.20	FTA 5311	\$ 45,961.60
Bay Aging, Inc	Bay Transit	ADP Hardware - Admin (Desktop and Laptop Replacement)	MERIT Capital Assistance - SGR	\$ 13,604.00	\$ 9,250.72	\$ 3,809.12	FTA 5311	\$ 544.16
Bay Aging, Inc	Bay Transit	State Operating	MERIT Operating Assistance - Rural	\$ 1,001,821.97	\$ 1,001,821.97	\$ -		\$ -
Bay Aging, Inc	Bay Transit	New Service - Microtransit Conversion (Tappahannock Zone)	MERIT Special Programs - Demonstration	\$ 114,756.00	\$ 91,804.80	\$ -		\$ 22,951.20
Bay Aging, Inc	Bay Transit	New Service - Microtransit Conversion (Charles City Zone)	MERIT Special Programs - Demonstration	\$ 114,756.00	\$ 91,804.80	\$ -		\$ 22,951.20
Bay Aging, Inc	Bay Transit	New Service - Microtransit Conversion (New Kent Zone)	MERIT Special Programs - Demonstration	\$ 114,756.00	\$ 91,804.80	\$ -		\$ 22,951.20
Bay Aging, Inc		Total		\$ 8,036,833.53	\$ 2,252,186.37	\$ 3,029,946.78		\$ 2,754,700.38

Community Transportation Assoc of Virginia	CTAV	CTAV Virginia State Roadeo	MERIT Special Programs - Technical Assistance	\$ 57,154.00	\$ 28,577.00	\$ -		\$ 28,577.00
Community Transportation Assoc of Virginia		Total		\$ 57,154.00	\$ 28,577.00	\$ -		\$ 28,577.00

Department of Rail and Public Transportation	DRPT	Statewide ConnectingVA Trip Planner & Ridematching System	CAP - Project Assistance	\$ 100,000.00	\$ 100,000.00	\$ -		\$ -
Department of Rail and Public Transportation	DRPT	Statewide Transit Marketing	CAP - Project Assistance	\$ 950,000.00	\$ 950,000.00	\$ -		\$ -
Department of Rail and Public Transportation	DRPT	TDM Marketing	CAP - Project Assistance	\$ 150,000.00	\$ 150,000.00	\$ -		\$ -
Department of Rail and Public Transportation	DRPT	Virginia Breeze Marketing	CAP - Project Assistance	\$ 1,039,500.00	\$ 519,750.00	\$ 519,750.00	FTA 5311 (f)	\$ -
Department of Rail and Public Transportation	DRPT	DRPT - State Safety Oversight Program	DRPT - SSO	\$ 1,347,654.00	\$ 1,347,654.00	\$ -		\$ -

MULTI-DISTRICT FY26 TRANSIT PROJECTS

Recipient	Organization/Service Detail	Project Name	Funding Opportunity	Project Cost	State Funds	DRPT Federal Funds	DRPT Federal Program	Match
Department of Rail and Public Transportation	DRPT	FTA 5304 General Statewide Planning	FTA 5304 Program	\$ 1,003,375.00	\$ 200,675.00	\$ 802,700.00	FTA 5304	\$ -
Department of Rail and Public Transportation	DRPT	Rural Transit Assistance Program	FTA 5311 - RTAP	\$ 398,258.00	\$ -	\$ 398,258.00	FTA 5311 - RTAP	\$ -
Department of Rail and Public Transportation	DRPT	Small Urban Training	MERIT Special Programs - Workforce Development	\$ 11,000.00	\$ 11,000.00	\$ -		\$ -
Department of Rail and Public Transportation	DRPT	Virginia Breeze (Multi-Year Project)	TRIP - Regional Connectivity	\$ 2,602,547.55	\$ 400,000.00	\$ 2,202,547.05		\$ -
Department of Rail and Public Transportation		Total		\$ 7,602,334.55	\$ 3,679,079.00	\$ 3,923,255.05		\$ -
Enterprise Leasing Co of Norfolk/Richmond, LLC	Commute With Enterprise	Vanpool Assistance - Commute With Enterprise	CAP - Project Assistance	\$ 328,000.00	\$ 262,400.00	\$ -		\$ 65,600.00
Enterprise Leasing Co of Norfolk/Richmond, LLC		Total		\$ 328,000.00	\$ 262,400.00	\$ -	\$ -	\$ 65,600.00
JAUNT Inc	Jaunt	FTA 5311 Operating	FTA 5311 - Operating Assistance	\$ 6,428,954.00	\$ -	\$ 3,214,477.00	FTA 5311	\$ 3,214,477.00
JAUNT Inc	Jaunt	Shop Equipment (Rim Clamp Tire Changer)	MERIT Capital Assistance - MIN	\$ 6,844.00	\$ 4,653.92	\$ 1,916.32	FTA 5339 - DRPT Controlled	\$ 273.76
JAUNT Inc	Jaunt	Facility Equipment - Mechanical (HVAC Controls)	MERIT Capital Assistance - MIN	\$ 87,303.00	\$ 59,366.04	\$ 24,444.84	FTA 5339 - DRPT Controlled	\$ 3,492.12
JAUNT Inc	Jaunt	Replacement - Light-duty, Small-size transit bus or BOC (2)	MERIT Capital Assistance - SGR	\$ 368,478.00	\$ 250,565.04	\$ 103,173.84	FTA 5339 - DRPT Controlled	\$ 14,739.12
JAUNT Inc	Jaunt	Replacement - Light-duty, Small-size transit bus or BOC (12)	MERIT Capital Assistance - SGR	\$ 2,063,916.00	\$ 1,403,462.88	\$ 577,896.48	FTA 5339 - DRPT Controlled	\$ 82,556.64
JAUNT Inc	Jaunt	Replacement - Light-duty, Medium-size transit bus or BOC (4)	MERIT Capital Assistance - SGR	\$ 871,252.00	\$ 592,451.36	\$ 243,950.56	FTA 5339 - DRPT Controlled	\$ 34,850.08
JAUNT Inc	Jaunt	ADP Software-Operations (Trapeze)	MERIT Capital Assistance - SGR	\$ 1,518,932.00	\$ 1,032,873.76	\$ 425,300.96	FTA 5339 - DRPT Controlled	\$ 60,757.28
JAUNT Inc	Jaunt	State Operating	MERIT Operating Assistance - Rural	\$ 962,324.57	\$ 962,324.57	\$ -		\$ -
JAUNT Inc	Jaunt	New Service - Microtransit Conversion + Software (Greene County)	MERIT Special Programs - Demonstration	\$ 224,400.00	\$ 179,520.00	\$ -		\$ 44,880.00
JAUNT Inc	Jaunt	Rehab/Renovation of Admin/Maint Facility (Parking Lot at 104 Keystone Pl)	TRIP - Public Safety	\$ 2,821,751.35	\$ 2,708,881.30	\$ -		\$ 112,870.05
JAUNT Inc		Total		\$ 15,354,154.92	\$ 7,194,098.87	\$ 4,591,160.00		\$ 3,568,896.05

MULTI-DISTRICT FY26 TRANSIT PROJECTS

Recipient	Organization/Service Detail	Project Name	Funding Opportunity	Project Cost	State Funds	DRPT Federal Funds	DRPT Federal Program	Match
Lake Country Area Agency on Aging	Lake Area Bus (LAB) / Halifax Area Rural Transit (HART)	FTA 5311 Operating	FTA 5311 - Operating Assistance	\$ 710,782.00	\$ -	\$ 355,391.00	FTA 5311	\$ 355,391.00
Lake Country Area Agency on Aging	Lake Area Bus (LAB) / Halifax Area Rural Transit (HART)	Replacement - Light-duty, minivan (19)	MERIT Capital Assistance - SGR	\$ 1,440,200.00	\$ 979,336.00	\$ 403,256.00	FTA 5311	\$ 57,608.00
Lake Country Area Agency on Aging	Lake Area Bus (LAB) / Halifax Area Rural Transit (HART)	State Operating	MERIT Operating Assistance - Rural	\$ 61,833.66	\$ 61,833.66	\$ -		\$ -
Lake Country Area Agency on Aging		Total		\$ 2,212,815.66	\$ 1,041,169.66	\$ 758,647.00		\$ 412,999.00
Town of Blackstone	Blackstone Area Bus System (BABS)	FTA 5311 Operating	FTA 5311 - Operating Assistance	\$ 783,957.00	\$ -	\$ 391,978.50	FTA 5311	\$ 391,978.50
Town of Blackstone	Blackstone Area Bus System (BABS)	Replacement - Light-duty, Small-size transit bus or BOC (2)	MERIT Capital Assistance - SGR	\$ 300,000.00	\$ 204,000.00	\$ 84,000.00	FTA 5311	\$ 12,000.00
Town of Blackstone	Blackstone Area Bus System (BABS)	State Operating	MERIT Operating Assistance - Rural	\$ 181,452.90	\$ 181,452.90	\$ -		\$ -
Town of Blackstone		Total		\$ 1,265,409.90	\$ 385,452.90	\$ 475,978.50		\$ 403,978.50
Unified Human Services Transp Sys Inc.	RADAR	FTA 5311 Operating	FTA 5311 - Operating Assistance	\$ 1,426,820.00	\$ -	\$ 713,410.00	FTA 5311	\$ 713,410.00
Unified Human Services Transp Sys Inc.	RADAR	Rehab/Renovation of Yards and Shops (Parking Lots)	MERIT Capital Assistance - MIN	\$ 33,000.00	\$ 22,440.00	\$ 9,240.00	FTA 5311	\$ 1,320.00
Unified Human Services Transp Sys Inc.	RADAR	Replacement - Light-duty, Small-size transit bus or BOC (12)	MERIT Capital Assistance - SGR	\$ 1,717,000.00	\$ 1,167,560.00	\$ 480,760.00	FTA 5311	\$ 68,680.00
Unified Human Services Transp Sys Inc.	RADAR	ADP Software - Admin (Accounting Software Replacement)	MERIT Capital Assistance - SGR	\$ 80,000.00	\$ 54,400.00	\$ 22,400.00	FTA 5311	\$ 3,200.00
Unified Human Services Transp Sys Inc.	RADAR	Vehicle Support Equipment (On-Board Tablets) (20)	MERIT Capital Assistance - SGR	\$ 1,800.00	\$ 1,224.00	\$ 504.00	FTA 5311	\$ 72.00
Unified Human Services Transp Sys Inc.	RADAR	ADP Hardware-Admin (Laptop Replacement)	MERIT Capital Assistance - SGR	\$ 5,500.00	\$ 3,740.00	\$ 1,540.00	FTA 5311	\$ 220.00
Unified Human Services Transp Sys Inc.	RADAR	State Operating	MERIT Operating Assistance - Rural	\$ 290,338.55	\$ 290,338.55	\$ -		\$ -
Unified Human Services Transp Sys Inc.		Total		\$ 3,554,458.55	\$ 1,539,702.55	\$ 1,227,854.00		\$ 786,902.00

MULTI-DISTRICT FY26 TRANSIT PROJECTS

Recipient	Organization/Service Detail	Project Name	Funding Opportunity	Project Cost	State Funds	DRPT Federal Funds	DRPT Federal Program	Match
Virginia Regional Transit	Virginia Regional Transit (VRT)	FTA 5311 Operating	FTA 5311 - Operating Assistance	\$ 6,001,323.00	\$ -	\$ 3,000,661.50	FTA 5311	\$ 3,000,661.50
Virginia Regional Transit	Virginia Regional Transit (VRT)	Spare Parts / Capital Maintenance Items (Engines & Transmissions)	MERIT Capital Assistance - MIN	\$ 15,000.00	\$ 10,200.00	\$ 4,200.00	FTA 5311	\$ 600.00
Virginia Regional Transit	Virginia Regional Transit (VRT)	ADP Software - Operations (My Ride)	MERIT Capital Assistance - MIN	\$ 60,000.00	\$ 40,800.00	\$ 16,800.00	FTA 5311	\$ 2,400.00
Virginia Regional Transit	Virginia Regional Transit (VRT)	Shop Equipment (Refrigerant RRR Machine)	MERIT Capital Assistance - MIN	\$ 13,000.00	\$ 8,840.00	\$ 3,640.00	FTA 5311	\$ 520.00
Virginia Regional Transit	Virginia Regional Transit (VRT)	Shop Equipment (Miscellaneous Shop Equipment)	MERIT Capital Assistance - MIN	\$ 15,000.00	\$ 10,200.00	\$ 4,200.00	FTA 5311	\$ 600.00
Virginia Regional Transit	Virginia Regional Transit (VRT)	Vehicle Support Equipment (Communications)	MERIT Capital Assistance - MIN	\$ 90,000.00	\$ 61,200.00	\$ 25,200.00	FTA 5311	\$ 3,600.00
Virginia Regional Transit	Virginia Regional Transit (VRT)	Vehicle Support Equipment (Snowplow)	MERIT Capital Assistance - MIN	\$ 7,500.00	\$ 5,100.00	\$ 2,100.00	FTA 5311	\$ 300.00
Virginia Regional Transit	Virginia Regional Transit (VRT)	Replacement - Trolley (1)	MERIT Capital Assistance - SGR	\$ 260,000.00	\$ 176,800.00	\$ 72,800.00	FTA 5311	\$ 10,400.00
Virginia Regional Transit	Virginia Regional Transit (VRT)	Replacement - Light-duty, Small-size transit bus or BOC (1)	MERIT Capital Assistance - SGR	\$ 150,000.00	\$ 102,000.00	\$ 42,000.00	FTA 5311	\$ 6,000.00
Virginia Regional Transit	Virginia Regional Transit (VRT)	State Operating	MERIT Operating Assistance - Rural	\$ 971,878.97	\$ 971,878.97	\$ -		\$ -
Virginia Regional Transit	Virginia Regional Transit (VRT)	Transit Expansion and Regional Connectivity Study - ShenGO	MERIT Special Programs - Technical Assistance	\$ 10,000.00	\$ 5,000.00	\$ -		\$ 5,000.00
Virginia Regional Transit		Total		\$ 7,593,701.97	\$ 1,392,018.97	\$ 3,171,601.50		\$ 3,030,081.50
Virginia Transit Association	Virginia Transit Association (VTA)	Professional Education and Training Sessions	MERIT Special Programs - Workforce Development	\$ 128,670.00	\$ 102,936.00	\$ -		\$ 25,734.00
Virginia Transit Association		Total		\$ 128,670.00	\$ 102,936.00	\$ -		\$ 25,734.00

This Page Intentionally Left Blank

FY26 Transit Multiyear Projects

Funding Source Totals	Previous Funding	FY26	FY27	FY28	FY29	FY30	FY31	Total (FY26-FY31)
Total Cost	\$2,407,891,092.55	\$587,029,302.55	\$522,143,744.65	\$522,686,190.89	\$508,653,968.05	\$268,730,538.05	\$258,232,785.05	\$2,667,476,529.24
Total CMTF Capital	\$11,057,170.00	\$12,736,300.32	\$3,041,215.00	\$6,264,903.24	\$3,226,425.24	\$6,646,436.28	\$-	\$31,915,280.08
State Bonds	\$567,604,000.00	\$-	\$-	\$-	\$-	\$-	\$-	\$-
Total CMTF TRIP	\$24,122,172.00	\$15,115,888.60	\$12,884,910.36	\$9,639,669.55	\$7,045,704.40	\$472,358.20	\$400,000.00	\$45,558,531.11
Total CMTF PRIIA	\$200,000,000.00	\$50,000,000.00	\$50,000,000.00	\$50,000,000.00	\$50,000,000.00	\$50,000,000.00	\$50,000,000.00	\$300,000,000.00
Total WMATA Dedicated	\$754,896,000.00	\$154,500,000.00	\$154,500,000.00	\$154,500,000.00	\$154,500,000.00	\$154,500,000.00	\$154,500,000.00	\$927,000,000.00
Total FTA 5311	\$-	\$-	\$-	\$-	\$-	\$-	\$-	\$-
Total FTA 5311f	\$3,235,673.55	\$2,202,547.05	\$3,332,785.05	\$3,332,785.05	\$3,332,785.05	\$3,332,785.05	\$3,332,785.05	\$18,866,472.30
Total FTA 5339 - DRPT Controlled	\$-	\$-	\$-	\$-	\$-	\$-	\$-	\$-
Total Match Funding	\$846,976,077.00	\$352,474,566.08	\$298,384,834.24	\$298,948,833.05	\$290,549,053.36	\$53,778,958.52	\$50,000,000.00	\$1,344,136,245.25

District	Recipient	Organization/Service Detail	Funding Opportunity	Project	Funding Sources	Previous Funding	FY26	FY27	FY28	FY29	FY30	FY31	Total (FY26-FY31)	
Northern Virginia	NVTC - Arlington County	Arlington Transit (ART)	MERIT Capital Assistance MAJ	Arlington County Transit (ART) - Shirlington Facility	CMTF Capital	\$6,158,724.00	\$6,158,724.00	\$-	\$-	\$-	\$-	\$-	\$6,158,724.00	
					Match	\$42,123,776.00	\$42,123,776.00	\$-	\$-	\$-	\$-	\$42,123,776.00		
					Total Project Cost	\$48,282,500.00	\$48,282,500.00	\$-	\$-	\$-	\$-	\$48,282,500.00		
Northern Virginia	NVTC - Virginia Railway Express (VRE)	NVTC - Virginia Railway Express (VRE)	MERIT Capital Assistance MIN	Debt Service for Rail Projects (71 Railcars)	CMTF Capital	\$4,898,446.00	\$670,944.00	\$-	\$-	\$-	\$-	\$-	\$670,944.00	
					Match	\$25,716,842.00	\$3,522,459.00	\$-	\$-	\$-	\$-	\$3,522,459.00		
					Total Project Cost	\$30,615,288.00	\$4,193,403.00	\$-	\$-	\$-	\$-	\$4,193,403.00		
Hampton Roads	Transportation District Commission of Hampton Roads	Hampton Roads Transit (HRT)	MERIT Capital Assistance MIN	Railcar Mid-life Overhaul - TIDE Light Rail (8)	CMTF Capital	\$-	\$5,906,632.32	\$3,041,215.00	\$6,264,903.24	\$3,226,425.24	\$6,646,436.28	\$-	\$25,085,612.08	
					Match	\$-	\$2,779,591.68	\$1,431,160.00	\$2,948,189.76	\$1,518,317.76	\$3,127,734.72	\$-	\$11,804,993.92	
					Total Project Cost	\$-	\$8,686,224.00	\$4,472,375.00	\$9,213,093.00	\$4,744,743.00	\$9,774,171.00	\$-	\$36,890,606.00	
Northern Virginia	Washington Metropolitan Area Transit Authority	Washington Metropolitan Area Transit Authority (WMATA)	WMATA Dedicated	Dedicated Funding	State Bonds	\$17,604,000.00	\$-	\$-	\$-	\$-	\$-	\$-	\$-	
					WMATA Dedicated	\$754,896,000.00	\$154,500,000.00	\$154,500,000.00	\$154,500,000.00	\$154,500,000.00	\$154,500,000.00	\$154,500,000.00	\$154,500,000.00	\$772,500,000.00
					Total Project Cost	\$772,500,000.00	\$154,500,000.00	\$154,500,000.00	\$154,500,000.00	\$154,500,000.00	\$154,500,000.00	\$154,500,000.00	\$154,500,000.00	\$772,500,000.00
Northern Virginia	Washington Metropolitan Area Transit Authority	Washington Metropolitan Area Transit Authority (WMATA)	WMATA - PRIIA	PRIIA Capital Match	State Bonds	\$550,000,000.00	\$-	\$-	\$-	\$-	\$-	\$-	\$-	
					CMTF PRIIA	\$200,000,000.00	\$50,000,000.00	\$50,000,000.00	\$50,000,000.00	\$50,000,000.00	\$50,000,000.00	\$50,000,000.00	\$250,000,000.00	
					Match	\$750,000,000.00	\$50,000,000.00	\$50,000,000.00	\$50,000,000.00	\$50,000,000.00	\$50,000,000.00	\$50,000,000.00	\$250,000,000.00	
Total Project Cost	\$1,500,000,000.00	\$100,000,000.00	\$100,000,000.00	\$100,000,000.00	\$100,000,000.00	\$100,000,000.00	\$100,000,000.00	\$100,000,000.00	\$500,000,000.00					
Northern Virginia	NVTC - City of Fairfax	CUE	TRIP - Zero and Reduced Fare	CUE Bus Zero Fare Project	CMTF TRIP	\$741,000.00	\$-	\$-	\$-	\$-	\$-	\$-	\$-	
					Match	\$509,000.00	\$420,000.00	\$-	\$-	\$-	\$-	\$420,000.00		
					Total Project Cost	\$1,250,000.00	\$420,000.00	\$-	\$-	\$-	\$-	\$420,000.00		
Richmond	City of Petersburg	Petersburg Area Transit (PAT)	TRIP - Zero and Reduced Fare	PAT Zero Fare and Low Income	CMTF TRIP	\$1,333,231.00	\$-	\$-	\$-	\$-	\$-	\$-	\$-	
					Match	\$1,019,530.00	\$784,254.00	\$-	\$-	\$-	\$-	\$784,254.00		
					Total Project Cost	\$2,352,761.00	\$784,254.00	\$-	\$-	\$-	\$-	\$784,254.00		
Richmond	Greater Richmond Transit Company	Greater Richmond Transit Company (GRTC)	TRIP - Zero and Reduced Fare	Zero Fare Project	CMTF TRIP	\$11,560,000.00	\$-	\$-	\$-	\$-	\$-	\$-	\$-	
					Match	\$20,440,000.00	\$8,000,000.00	\$-	\$-	\$-	\$-	\$8,000,000.00		
					Total Project Cost	\$32,000,000.00	\$8,000,000.00	\$-	\$-	\$-	\$-	\$8,000,000.00		
Bristol	District III Governmental Cooperative	Mountain Lynx Transit	TRIP - Zero and Reduced Fare	Zero Fare Project	CMTF TRIP	\$98,000.00	\$28,000.00	\$-	\$-	\$-	\$-	\$-	\$28,000.00	
					Match	\$42,000.00	\$42,000.00	\$70,000.00	\$-	\$-	\$-	\$112,000.00		
					Total Project Cost	\$140,000.00	\$70,000.00	\$70,000.00	\$-	\$-	\$-	\$112,000.00		
Salem	City of Radford	Radford Transit	TRIP - Zero and Reduced Fare	Zero Fare - Systemwide (FY26 to FY29)	CMTF TRIP	\$-	\$148,800.00	\$122,760.00	\$67,518.00	\$247,566.00	\$-	\$-	\$586,644.00	
					Match	\$-	\$37,200.00	\$81,840.00	\$157,542.00	\$-	\$-	\$276,582.00		
					Total Project Cost	\$-	\$186,000.00	\$204,600.00	\$225,060.00	\$247,566.00	\$-	\$863,226.00		
Lynchburg	Greater Lynchburg Transit Company	Greater Lynchburg Transit Company (GLTC)	TRIP - Regional Connectivity	Route 4 Regional Connectivity Improvement	CMTF TRIP	\$1,548,970.00	\$81,520.00	\$-	\$-	\$-	\$-	\$-	\$81,520.00	
					Match	\$1,711,920.00	\$733,680.00	\$-	\$-	\$-	\$-	\$733,680.00		
					Total Project Cost	\$3,260,890.00	\$815,200.00	\$-	\$-	\$-	\$-	\$815,200.00		
Northern Virginia	County of Loudoun	Loudoun County Transit (LC Transit)	TRIP - Regional Connectivity	Silver Line Service	CMTF TRIP	\$5,671,302.00	\$940,070.00	\$639,439.00	\$-	\$-	\$-	\$-	\$1,579,509.00	
					Match	\$3,315,803.00	\$2,193,496.00	\$2,557,757.00	\$-	\$-	\$-	\$4,751,253.00		
					Total Project Cost	\$8,987,105.00	\$3,133,566.00	\$3,197,196.00	\$-	\$-	\$-	\$6,330,762.00		

FY26 Transit Multiyear Projects

				Funding Source Totals		Previous Funding	FY26	FY27	FY28	FY29	FY30	FY31	Total (FY26-FY31)
Staunton	Northern Shenandoah Valley Regional Commission	RideSmart	TRIP - Regional Connectivity	RideSmart Service	CMTF TRIP	\$329,600.00	\$67,200.00	\$44,800.00	\$22,400.00	\$-	\$-	\$-	\$134,400.00
					Match	\$138,400.00	\$156,800.00	\$179,200.00	\$201,600.00	\$-	\$-	\$537,600.00	
					Total Project Cost	\$468,000.00	\$224,000.00	\$224,000.00	\$224,000.00	\$-	\$-	\$672,000.00	
Staunton	Central Shenandoah Planning District Commission	BRITE	TRIP - Regional Connectivity	Afton Express Commuter Bus Service	CMTF TRIP	\$51,871.00	\$44,965.00	\$22,762.00	\$15,248.00	\$7,637.00	\$-	\$-	\$90,612.00
					Match	\$12,968.00	\$29,976.00	\$53,111.00	\$60,993.00	\$68,730.00	\$-	\$-	\$212,810.00
					Total Project Cost	\$64,839.00	\$74,941.00	\$75,873.00	\$76,241.00	\$76,367.00	\$-	\$-	\$303,422.00
Multi-District	Department of Rail and Public Transportation	DRPT	TRIP - Regional Connectivity	Virginia Breeze	CMTF TRIP	\$400,000.00	\$400,000.00	\$400,000.00	\$400,000.00	\$400,000.00	\$400,000.00	\$400,000.00	\$2,400,000.00
					FTA 5311f	\$3,235,673.55	\$2,202,547.05	\$3,332,785.05	\$3,332,785.05	\$3,332,785.05	\$3,332,785.05	\$3,332,785.05	\$18,866,472.80
					Total Project Cost	\$3,635,673.55	\$2,602,547.55	\$3,732,785.05	\$3,732,785.05	\$3,732,785.05	\$3,732,785.05	\$3,732,785.05	\$21,266,472.80
Hampton Roads	Transportation District Commission of Hampton Roads	Hampton Roads Transit (HRT)	TRIP - Regional Connectivity	New Service - Microtransit (Newport News Zone) [FY26 - FY28]	CMTF TRIP	\$-	\$810,000.00	\$405,000.00	\$270,000.00	\$-	\$-	\$-	\$1,485,000.00
					Match	\$-	\$540,000.00	\$945,000.00	\$1,080,000.00	\$-	\$-	\$2,565,000.00	
					Total Project Cost	\$-	\$1,350,000.00	\$1,350,000.00	\$1,350,000.00	\$-	\$-	\$4,050,000.00	
Richmond	Greater Richmond Transit Company	Greater Richmond Transit Company (GRTC)	TRIP - Regional Connectivity	New Service - Microtransit (Ashland Zone) [FY26 - FY28]	CMTF TRIP	\$-	\$794,992.00	\$851,391.36	\$592,373.95	\$-	\$-	\$-	\$2,238,757.31
					Match	\$-	\$198,748.00	\$567,594.24	\$1,382,205.89	\$-	\$-	\$2,148,548.13	
					Total Project Cost	\$-	\$993,740.00	\$1,418,985.60	\$1,974,579.84	\$-	\$-	\$4,387,305.44	
Hampton Roads	Transportation District Commission of Hampton Roads	Hampton Roads Transit (HRT)	TRIP - Regional Connectivity	Naval Station Norfolk Internal Navy Base Circulator	CMTF TRIP	\$2,388,198.00	\$300,000.00	\$160,000.00	\$-	\$-	\$-	\$-	\$460,000.00
					Match	\$1,945,838.00	\$1,200,000.00	\$1,440,000.00	\$-	\$-	\$-	\$2,640,000.00	
					Total Project Cost	\$4,334,036.00	\$1,500,000.00	\$1,600,000.00	\$-	\$-	\$-	\$3,100,000.00	
Richmond	Chesterfield County, VA	Greater Richmond Transit Company (GRTC)	TRIP - Regional Connectivity	New Service - Fixed Route (Route 1A) [FY26 to FY28]	CMTF TRIP	\$-	\$1,752,417.60	\$1,353,742.80	\$697,177.50	\$-	\$-	\$-	\$3,803,337.90
					Match	\$-	\$438,104.40	\$902,495.20	\$1,626,747.50	\$-	\$-	\$2,967,347.10	
					Total Project Cost	\$-	\$2,190,522.00	\$2,256,238.00	\$2,323,925.00	\$-	\$-	\$6,770,685.00	
Hampton Roads	Williamsburg Area Transit Authority	Williamsburg Area Transit Authority (WATA)	TRIP - Regional Connectivity	New Service - Fixed Route (Route 1 + Route 2) [FY26 - FY30]	CMTF TRIP	\$-	\$514,314.40	\$397,308.00	\$204,613.50	\$140,501.40	\$72,358.20	\$-	\$1,329,095.50
					Match	\$-	\$128,578.60	\$264,872.00	\$477,431.50	\$562,005.60	\$651,223.80	\$-	\$2,084,111.50
					Total Project Cost	\$-	\$642,893.00	\$662,180.00	\$682,045.00	\$702,507.00	\$723,582.00	\$-	\$3,413,207.00
Richmond	Greater Richmond Transit Company	Greater Richmond Transit Company (GRTC)	TRIP - Regional Connectivity	New Service - Fixed Route (Route 1) [FY26 - FY28]	CMTF TRIP	\$-	\$2,983,609.60	\$2,237,707.20	\$1,120,338.60	\$-	\$-	\$-	\$6,341,655.40
					Match	\$-	\$745,902.40	\$1,491,804.80	\$2,614,123.40	\$-	\$-	\$4,851,830.60	
					Total Project Cost	\$-	\$3,729,512.00	\$3,729,512.00	\$3,734,462.00	\$-	\$-	\$11,193,486.00	
Northern Virginia	NVTC - Fairfax County	Fairfax Connector	TRIP - Regional Connectivity	Transit Infrastructure - Fixed Guideway (Richmond Hwy BRT)	CMTF TRIP	\$-	\$6,250,000.00	\$6,250,000.00	\$6,250,000.00	\$6,250,000.00	\$-	\$-	\$25,000,000.00
					Match	\$-	\$238,400,000.00	\$238,400,000.00	\$238,400,000.00	\$238,400,000.00	\$-	\$-	\$953,600,000.00
					Total Project Cost	\$-	\$244,650,000.00	\$244,650,000.00	\$244,650,000.00	\$244,650,000.00	\$-	\$-	\$978,600,000.00

This Page Intentionally Left Blank

FY26 FTA Section 5307 Program Grants Governor's Apportionment

FFY26 5307 Appropriation
23,735,431

#	District	Recipient	FTA 5307 Funds Allocated
1	Bristol	City of Bristol Virginia	283,289
2	Bristol	District Three Governmental Cooperative	283,293
3	Culpeper	Charlottesville Transit Service	3,521,173
4	Fredericksburg	Fredericksburg Regional Transit	4,299,018
5	Hampton	Williamsburg Area Transit Authority	3,017,990
6	Lynchburg	Greater Lynchburg Transit Company	2,250,958
7	Salem	Blacksburg Transit	4,104,976
8	Staunton	City of Harrisonburg	3,177,500
9	Staunton	Central Shenandoah PDC - Staunton	1,097,972
10	Staunton	City of Winchester	1,699,262

MPO CMAQ, RSTP, and CRP Projects

	Previous Funding	FY26	FY27	FY28	FY29	FY30	FY31	Grand Total
Total Cost	\$178,302,688	\$24,373,755	\$24,513,040	\$29,700,688	\$29,424,327	\$34,720,360	\$23,023,261	\$344,058,119
State TTF	\$35,660,538	\$4,874,751	\$4,902,608	\$5,900,057	\$5,843,983	\$6,944,072	\$4,604,652	\$68,730,661
Total CMAQ	\$89,578,265	\$10,822,690	\$12,874,378	\$10,168,592	\$9,687,369	\$15,015,061	\$14,300,659	\$162,447,014
Total RSTP	\$52,266,205	\$8,676,314	\$6,736,054	\$13,431,634	\$13,688,562	\$12,761,227	\$4,117,950	\$111,677,946
Total CRP	\$797,680	\$ -	\$ -	\$200,405	\$204,413	\$ -	\$ -	\$1,202,498

District	UPC	Project Description	CMAQ, RSTP, or CRP	Previous Funding	FY26	FY27	FY28	FY29	FY30	FY31	Grand Total
Fredericksburg	120796	Fredericksburg Regional Transit Bus Purchase Replacement	CMAQ	\$ -	\$ -	\$ -	\$ -	\$ -	\$ -	\$ 1	\$ 1
	120796	Fredericksburg Regional Transit Bus Purchase Replacement	RSTP	\$ -	\$ -	\$ -	\$ -	\$ -	\$ -	\$ -	\$ -
	120796	Fredericksburg Regional Transit Bus Purchase Replacement	CRP	\$ -	\$ -	\$ -	\$ -	\$ -	\$ -	\$ -	\$ -
	124298	FRED REG TRANSIT (FXBGO) / BUS PURCHASE (3) 26 PASSENGER	CMAQ	\$-	\$-	\$-	\$ 44,774	\$ 79,988	\$-	\$-	\$ 124,762
	124298	FRED REG TRANSIT (FXBGO) / BUS PURCHASE (3) 26 PASSENGER	CRP	\$-	\$-	\$-	\$ 200,405	\$ 204,413	\$-	\$-	\$ 404,818
	-29489	Spotsylvania Rt 1 Transfer Center	CMAQ	\$ -	\$ -	\$ -	\$ -	\$ -	\$ -	\$ 1	\$ 1
	-29489	Spotsylvania Rt 1 Transfer Center	CRP	\$ -	\$ -	\$ -	\$ -	\$ -	\$ -	\$ -	\$ -
Hampton Roads	T14104	HRT Traffic Program	RSTP	\$ 5,000,000	\$ 1,000,000	\$ 1,000,000	\$ 726,387	\$ 1,000,000	\$ 1,000,000	\$ 1,000,000	\$ 10,726,387
	T14104	HRT Traffic Program	CMAQ	\$ 6,892,141	\$ -	\$ -	\$ -	\$ -	\$ -	\$ -	\$ 6,892,141
	T16054	HRT Bus Vehicle Replacement	CMAQ	\$ 13,886,024	\$ 572,453	\$ -	\$ -	\$ -	\$ 4,956,399	\$ -	\$ 19,414,876
	T16054	HRT Bus Vehicle Replacement	RSTP	\$ 16,940,423	\$ 1,001,045	\$ 1,952,899	\$ 13,276,624	\$ 9,543,357	\$ 4,586,959	\$ -	\$ 47,301,307
	T17890	WATA York County Southeast Demo Routes	CMAQ	\$ 1,564,817	\$ -	\$ -	\$ -	\$ -	\$ -	\$ -	\$ 1,564,817
	T17990	HRT Naval Station Norfolk Transit Ext Study FEIS/PE	RSTP	\$ 6,000,000	\$ 6,000,000	\$ -	\$ -	\$ -	\$ -	\$ -	\$ 12,000,000
	T19468	WATA Expansion of Bus Shelter	CMAQ	\$ 234,000	\$ -	\$ -	\$ -	\$ -	\$ -	\$ -	\$ 234,000
	T19479	WATA Bus Replacement Purchase	CMAQ	\$ 3,142,710	\$ -	\$ -	\$ -	\$ -	\$ -	\$ -	\$ 3,142,710
	T22709	HRT Victoria Boulevard Facility Upgrades	RSTP	\$ 7,090,663	\$ 297,029	\$ 3,250,000	\$ -	\$ -	\$ -	\$ -	\$ 10,637,692
	T22709	HRT Victoria Boulevard Facility Upgrades	CRP	\$ 997,100	\$ -	\$ -	\$ -	\$ -	\$ -	\$ -	\$ 997,100
	115378	WATA Five Replacement Buses	CMAQ	\$ 647,496	\$ -	\$ 3,654,546	\$ 852,631	\$ 1,424,873	\$ -	\$ -	\$ 6,579,546
	115421	Suffolk Transit Operations Facility	RSTP	\$ 60,000	\$ 1,830,066	\$ -	\$ -	\$ -	\$ -	\$ -	\$ 1,890,066
	30291	HRT Bus Replacement	CMAQ	\$ -	\$ -	\$ -	\$ -	\$ -	\$ -	\$ 6,000,000	\$ 6,000,000
	30290	WATA Bus Vehicle Replacement	CMAQ	\$ -	\$ -	\$ -	\$ -	\$ -	\$ -	\$ 800,000	\$ 800,000

District	UPC	Project Description	CMAQ, RSTP, or CRP	Previous Funding	FY26	FY27	FY28	FY29	FY30	FY31	Grand Total	
Northern Virginia	T16031	Alexandria Transitway Enhancements	CMAQ	\$ 954,491	\$ -	\$ -	\$ -	\$ -	\$ -	\$ -	\$ 954,491	
	T16031	Alexandria Transitway Enhancements	RSTP	\$ 500,000	\$ -	\$ -	\$ -	\$ -	\$ -	\$ -	\$ 500,000	
	T19651	Alexandria West End Transitway Operations	CMAQ	\$ -	\$ -	\$ -	\$ 1,000,000	\$ -	\$ 996,698	\$ -	\$ 1,996,698	
	T19651	Alexandria West End Transitway Operations	RSTP	\$ -	\$ -	\$ -	\$ -	\$ -	\$ 1,246,570	\$ -	\$ 1,246,570	
	T21031	WMATA Replacement Buses (FY19-FY23)	CMAQ	\$ 19,130,676	\$ -	\$ -	\$ -	\$ -	\$ -	\$ -	\$ 19,130,676	
	T21033	WMATA Replacement Buses (FY24-FY26)	CMAQ	\$ 9,125,485	\$ 4,671,073	\$ -	\$ -	\$ -	\$ -	\$ -	\$ 13,796,558	
	-29299	WMATA Replacement Buses (FY30-FY33)	CMAQ	\$ -	\$ -	\$ -	\$ -	\$ 1,102,814	\$ 1,892,226	\$ 3,000,000	\$ 5,995,040	
	T21240	Arlington Commuter Assistance Program	CMAQ	\$ 23,970,339	\$ -	\$ -	\$ -	\$ -	\$ -	\$ -	\$ 23,970,339	
	T21240	Arlington Commuter Assistance Program	RSTP	\$ 13,181,941	\$ -	\$ -	\$ -	\$ -	\$ -	\$ -	\$ 13,181,941	
	-30431	Arlington Commuter Services Program (FY31-FY33)	CMAQ	\$ -	\$ -	\$ -	\$ -	\$ -	\$ -	\$ 3,695,822	\$ 3,695,822	
	-30431	Arlington Commuter Services Program (FY31-FY33)	RSTP	\$ -	\$ -	\$ -	\$ -	\$ -	\$ -	\$ 4,147,437	\$ 4,147,437	
	T21448	Fairfax Countywide Transit Stores	CMAQ	\$ 4,720,793	\$ -	\$ -	\$ -	\$ -	\$ -	\$ -	\$ 4,720,793	
	-29274	Electric Buses - Fairfax County	CMAQ	\$ -	\$ -	\$ -	\$ -	\$ -	\$ 4,990,546	\$ -	\$ 4,990,546	
	-29274	Electric Buses - Fairfax County	RSTP	\$ -	\$ -	\$ -	\$ -	\$ -	\$ 5,000,000	\$ -	\$ 5,000,000	
	T21453	Alexandria Transit Store Funding	CMAQ	\$ 1,200,000	\$ -	\$ -	\$ -	\$ -	\$ -	\$ -	\$ 1,200,000	
	T21457	PRTC Commuter Assistance Program	CMAQ	\$ 2,488,277	\$ -	\$ -	\$ -	\$ -	\$ -	\$ -	\$ 2,488,277	
	T28086	PRTC Commuter Assistance Program	CMAQ	\$ -	\$ -	\$ -	\$ -	\$ 300,000	\$ 300,000	\$ 300,000	\$ 900,000	
	Northern Virginia, continued	T21459	PRTC Omniride Bus Replacement	CMAQ	\$ 11,331,941	\$ 2,696,934	\$ 3,157,966	\$ 3,191,225	\$ 4,295,890	\$ -	\$ -	\$ 24,673,956
		-29289	PRTC Bus Shelter Program (FY30-FY33)	CMAQ	\$ -	\$ -	\$ -	\$ -	\$ -	\$ 300,000	\$ 300,000	\$ 600,000
-29287		Bus Replacement (Omniride Express Commuter Buses) FY30-FY33	CMAQ	\$ -	\$ -	\$ -	\$ -	\$ -	\$ 2,494,876	\$ 3,750,000	\$ 6,244,876	
T21999		Dash Technology Phase II	RSTP	\$ 1,705,745	\$ -	\$ -	\$ -	\$ -	\$ -	\$ -	\$ 1,705,745	
T21999		Dash Technology Phase II	CMAQ	\$ 1,515,124	\$ -	\$ -	\$ -	\$ -	\$ -	\$ -	\$ 1,515,124	
T24210		Fairfax Countywide Transit Stores	CMAQ	\$ -	\$ 590,309	\$ 693,909	\$ 789,525	\$ -	\$ -	\$ -	\$ 2,073,743	
T24287		Arlington Commuter Assistance Program (FY25-FY27)	CMAQ	\$ 7,450,970	\$ 4,997,594	\$ 4,360,936	\$ -	\$ -	\$ -	\$ -	\$ 16,809,500	
T24287		Arlington Commuter Assistance Program (FY25-FY27)	RSTP	\$ 1,231,200	\$ 717,253	\$ 2,217,169	\$ -	\$ -	\$ -	\$ -	\$ 4,165,622	
T25368		WMATA Replacement Buses (FY27-FY29)	CMAQ	\$ -	\$ -	\$ 4,225,616	\$ 2,408,016	\$ 4,905,646	\$ -	\$ -	\$ 11,539,278	
T26799		Store	CMAQ	\$ -	\$ -	\$ -	\$ 200,000	\$ -	\$ -	\$ -	\$ 200,000	
T26828		Arlington Commuter Services Program	CMAQ	\$ -	\$ -	\$ -	\$ 4,224,569	\$ -	\$ 1,808,081	\$ -	\$ 6,032,650	
T26828		Arlington Commuter Services Program	RSTP	\$ -	\$ -	\$ -	\$ 2,786,532	\$ 6,567,346	\$ 3,809,839	\$ -	\$ 13,163,717	
-29273		DASH Charging Equipment - Alexandria	CMAQ	\$ -	\$ -	\$ -	\$ -	\$ -	\$ 1,000,000	\$ -	\$ 1,000,000	
115668		Alexandria Route 1 Metroway Extension	CMAQ	\$ 3,717,547	\$ -	\$ -	\$ -	\$ -	\$ -	\$ -	\$ 3,717,547	
-29381		Euclid Avenue Northern Extension	RSTP	\$ -	\$ -	\$ -	\$ -	\$ -	\$ 308,166	\$ -	\$ 308,166	
-29325		Lease Commuter Parking Spaces at Lowes Island (FY31-FY33)	CMAQ	\$ -	\$ -	\$ -	\$ -	\$ -	\$ 30,000	\$ 30,000	\$ 60,000	
Salem		T18675	GRTC Bus Replacement and Rebuild Program	RSTP	\$ 13,622,784	\$ -	\$ -	\$ -	\$ -	\$ -	\$ -	\$ 13,622,784
			Total Cost	\$ 178,302,687	\$ 24,373,756	\$ 24,513,041	\$ 29,700,688	\$ 29,424,327	\$ 34,720,360	\$ 23,023,261	\$ 344,058,120	

Virginia Shortline Railway Preservation and Development Program

Districts	Project Description	Applicant	Funding Source	Previous Allocations	FY26	FY27	FY28	FY29	FY30	FY31	Total Programmed
Richmond Culpeper Staunton	R&A Division Tie Replacement	Buckingham Branch Railroad Company		10,000,000							
			State Rail Preservation Funds	7,000,000	-	-	-	-	-	-	7,000,000
			Public or Private Matching Funds	3,000,000	-	-	-	-	-	-	3,000,000
			Total	10,000,000	-	-	-	-	-	-	10,000,000
Lynchburg	Buckingham Division Tie & Rail Replacement	Buckingham Branch Railroad Company		2,000,000							
			State Rail Preservation Funds	1,400,000	-	-	-	-	-	-	1,400,000
			Public or Private Matching Funds	600,000	-	-	-	-	-	-	600,000
			Total	2,000,000	-	-	-	-	-	-	2,000,000
Richmond Culpeper Staunton	Bridge Upgrades on R&A Division	Buckingham Branch Railroad Company		1,800,000							
			State Rail Preservation Funds	1,260,000	-	-	-	-	-	-	1,260,000
			Public or Private Matching Funds	540,000	-	-	-	-	-	-	540,000
			Total	1,800,000	-	-	-	-	-	-	1,800,000
Culpeper Staunton	Tie Replacement Afton Tunnel - N. Mtn. Div.	Buckingham Branch Railroad Company		1,300,000							
			State Rail Preservation Funds	910,000	-	-	-	-	-	-	910,000
			Public or Private Matching Funds	390,000	-	-	-	-	-	-	390,000
			Total	1,300,000	-	-	-	-	-	-	1,300,000
Culpeper Staunton	Reduction of Ice Formation Afton Tunnel N. Mnt. Div.	Buckingham Branch Railroad Company		350,000							
			State Rail Preservation Funds	245,000	-	-	-	-	-	-	245,000
			Public or Private Matching Funds	105,000	-	-	-	-	-	-	105,000
			Total	350,000	-	-	-	-	-	-	350,000
Lynchburg	Bridge Improvements Va Southern	Buckingham Branch Railroad Company		985,000							
			State Rail Preservation Funds	689,500	-	-	-	-	-	-	689,500
			Public or Private Matching Funds	295,500	-	-	-	-	-	-	295,500
			Total	985,000	-	-	-	-	-	-	985,000
Richmond Culpeper Staunton	Replace Siding & Industry Turnouts on R&A	Buckingham Branch Railroad Company		1,620,000							
			State Rail Preservation Funds	1,134,000	-	-	-	-	-	-	1,134,000
			Public or Private Matching Funds	486,000	-	-	-	-	-	-	486,000
			Total	1,620,000	-	-	-	-	-	-	1,620,000
Richmond Culpeper Staunton	Surface Improvements on Richmond to Alleghany Division - Henrico to Alleghany County	Buckingham Branch Railroad Company		10,000,000							
			State Rail Preservation Funds	7,000,000	-	-	-	-	-	-	7,000,000
			Public or Private Matching Funds	3,000,000	-	-	-	-	-	-	3,000,000
			Total	10,000,000	-	-	-	-	-	-	10,000,000
Richmond Culpeper Staunton	Tie Replacement Richmond and Alleghany Division - Henrico to Alleghany County	Buckingham Branch Railroad Company		6,000,000							
			State Rail Preservation Funds	4,200,000	-	-	-	-	-	-	4,200,000
			Public or Private Matching Funds	1,800,000	-	-	-	-	-	-	1,800,000
			Total	6,000,000	-	-	-	-	-	-	6,000,000
Staunton	Milboro Tunnel Project - Bath County	Buckingham Branch Railroad Company		400,000							
			State Rail Preservation Funds	280,000	-	-	-	-	-	-	280,000
			Public or Private Matching Funds	120,000	-	-	-	-	-	-	120,000
			Total	400,000	-	-	-	-	-	-	400,000
Lynchburg	New Canton Track Improvements - Buckingham County	Buckingham Branch Railroad Company		500,000							
			State Rail Preservation Funds	350,000	-	-	-	-	-	-	350,000
			Public or Private Matching Funds	150,000	-	-	-	-	-	-	150,000
			Total	500,000	-	-	-	-	-	-	500,000
Hampton Roads	Norfolk Yard Improvements	Buckingham Branch Railroad Company Norfolk Division		2,571,429							
			State Rail Preservation Funds	1,800,000	-	-	-	-	-	-	1,800,000
			Public or Private Matching Funds	771,429	-	-	-	-	-	-	771,429
			Total	2,571,429	-	-	-	-	-	-	2,571,429
Lynchburg	Buckingham Division Bridge Improvements	Buckingham Branch Railroad Company Buckingham Division		1,200,000							
			State Rail Preservation Funds	840,000	-	-	-	-	-	-	840,000
			Public or Private Matching Funds	360,000	-	-	-	-	-	-	360,000
			Total	1,200,000	-	-	-	-	-	-	1,200,000

Virginia Shortline Railway Preservation and Development Program

Districts	Project Description	Applicant	Funding Source	Previous Allocations	FY26	FY27	FY28	FY29	FY30	FY31	Total Programmed
Lynchburg	Buckingham Division Track Upgrades	Buckingham Branch Railroad Company Buckingham Division	2,000,000								
			State Rail Preservation Funds	1,050,000	350,000	-	-	-	-	-	1,400,000
			Public or Private Matching Funds	450,000	150,000	-	-	-	-	-	600,000
			Total	1,500,000	500,000	-	-	-	-	-	2,000,000
Richmond Culpeper	Piedmont Track Upgrades	Buckingham Branch Railroad Company	8,000,000								
			State Rail Preservation Funds	1,400,000	1,400,000	1,400,000	1,400,000	-	-	-	5,600,000
			Public or Private Matching Funds	600,000	600,000	600,000	600,000	-	-	-	2,400,000
			Total	2,000,000	2,000,000	2,000,000	2,000,000	-	-	-	8,000,000
Richmond Culpeper Staunton	FY26-29 Surface Improvement Upgrades on the R&A	Buckingham Branch Railroad Company	4,000,000								
			State Rail Preservation Funds	-	700,000	700,000	700,000	700,000	-	-	2,800,000
			Public or Private Matching Funds	-	300,000	300,000	300,000	300,000	-	-	1,200,000
			Total	-	1,000,000	1,000,000	1,000,000	1,000,000	-	-	4,000,000
Lynchburg	FY26-28 Virginia Southern Track Improvements	Buckingham Branch Railroad Company	12,000,000.00								
			State Rail Preservation Funds	-	2,800,000	2,800,000	2,800,000	-	-	-	8,400,000
			Public or Private Matching Funds	-	1,200,000	1,200,000	1,200,000	-	-	-	3,600,000
			Total	-	4,000,000	4,000,000	4,000,000	-	-	-	12,000,000
Hampton Roads	MP 9.5 Bridge Project	Chesapeake and Albemarle Railroad	901,670								
			State Rail Preservation Funds	631,169	-	-	-	-	-	-	631,169
			Public or Private Matching Funds	270,501	-	-	-	-	-	-	270,501
			Total	901,670	-	-	-	-	-	-	901,670
Hampton Roads	MP10-17 Cross Tie and Switch Tie Renewal	Chesapeake and Albemarle Railroad	839,010								
			State Rail Preservation Funds	587,307	-	-	-	-	-	-	587,307
			Public or Private Matching Funds	251,703	-	-	-	-	-	-	251,703
			Total	839,010	-	-	-	-	-	-	839,010
Hampton Roads	Infrastructure Upgrades - Crossings, Turnouts, Replace Crossties and Switch Ties	Chesapeake and Albemarle Railroad	2,820,500								
			State Rail Preservation Funds	-	484,750	379,750	389,200	322,000	398,650	-	1,974,350
			Public or Private Matching Funds	-	207,750	162,750	166,800	138,000	170,850	-	846,150
			Total	-	692,500	542,500	556,000	460,000	569,500	-	2,820,500
Hampton Roads	Rail Upgrade Project - Phase 1	Commonwealth Railway, Inc.	1,028,941								
			State Rail Preservation Funds	720,259	-	-	-	-	-	-	720,259
			Public or Private Matching Funds	308,682	-	-	-	-	-	-	308,682
			Total	1,028,941	-	-	-	-	-	-	1,028,941
Hampton Roads	Public Crossing Upgrade & Cross Tie Rehabilitation	Commonwealth Railway, Inc.	1,100,010								
			State Rail Preservation Funds	770,007	-	-	-	-	-	-	770,007
			Public or Private Matching Funds	330,003	-	-	-	-	-	-	330,003
			Total	1,100,010	-	-	-	-	-	-	1,100,010
Hampton Roads	Infrastructure Upgrades - Resurface Crossings, Replace Crossties, Install Upgraded Welded Rail	Commonwealth Railway, Inc.	7,509,712								
			State Rail Preservation Funds	-	1,362,130	948,388	956,427	1,033,427	956,427	-	5,256,799
			Public or Private Matching Funds	-	583,770	406,452	409,897	442,897	409,897	-	2,252,913
			Total	-	1,945,900	1,354,840	1,366,324	1,476,324	1,366,324	-	7,509,712
Hampton Roads	BCR Phase III Upgrades Ties, Rail, Surfacing	Delmarva Central Railroad	4,884,876								
			State Rail Preservation Funds	3,250,364	169,050	-	-	-	-	-	3,419,414
			Public or Private Matching Funds	1,393,012	72,450	-	-	-	-	-	1,465,462
			Total	4,643,376	241,500	-	-	-	-	-	4,884,876
Hampton Roads	BCR Phase IV Upgrades Ties, Rail, Surfacing	Delmarva Central Railroad	1,675,000								
			State Rail Preservation Funds	-	-	826,000	346,500	-	-	-	1,172,500
			Public or Private Matching Funds	-	-	354,000	148,500	-	-	-	502,500
			Total	-	-	1,180,000	495,000	-	-	-	1,675,000

Virginia Shortline Railway Preservation and Development Program

Districts	Project Description	Applicant	Funding Source	Previous Allocations	FY26	FY27	FY28	FY29	FY30	FY31	Total Programmed
Staunton	Six-Year Bridge Upgrade & Repair	Shenandoah Valley Railroad		889,304							
			State Rail Preservation Funds	622,513	-	-	-	-	-	-	622,513
			Public or Private Matching Funds	266,791	-	-	-	-	-	-	266,791
			Total	889,304	-	-	-	-	-	-	889,304
Staunton	Track Bed Upgrade and Tie Replacement - Rockingham & Augusta	Shenandoah Valley Railroad		791,026							
			State Rail Preservation Funds	553,718	-	-	-	-	-	-	553,718
			Public or Private Matching Funds	237,308	-	-	-	-	-	-	237,308
			Total	791,026	-	-	-	-	-	-	791,026
Staunton	Bridge 118 Upgrades	Shenandoah Valley Railroad		299,450							
			State Rail Preservation Funds	209,615	-	-	-	-	-	-	209,615
			Public or Private Matching Funds	89,835	-	-	-	-	-	-	89,835
			Total	299,450	-	-	-	-	-	-	299,450
Staunton	Track Bed Upgrade and Tie Replacement MP 9 to MP 13	Shenandoah Valley Railroad		751,406							
			State Rail Preservation Funds	525,984	-	-	-	-	-	-	525,984
			Public or Private Matching Funds	225,422	-	-	-	-	-	-	225,422
			Total	751,406	-	-	-	-	-	-	751,406
Staunton	Bridge 120-A At-Grade Crossing Project	Shenandoah Valley Railroad		520,000							
			State Rail Preservation Funds	364,000	-	-	-	-	-	-	364,000
			Public or Private Matching Funds	156,000	-	-	-	-	-	-	156,000
			Total	520,000	-	-	-	-	-	-	520,000
Staunton	Bridge #135 MP24.47 Upgrades	Shenandoah Valley Railroad		139,516							
			State Rail Preservation Funds	-	97,661	-	-	-	-	-	97,661
			Public or Private Matching Funds	-	41,855	-	-	-	-	-	41,855
			Total	-	139,516	-	-	-	-	-	139,516
Staunton	FY26 Track Bed Upgrade & Tie Replacement MP13-17	Shenandoah Valley Railroad		738,067							
			State Rail Preservation Funds	-	516,647	-	-	-	-	-	516,647
			Public or Private Matching Funds	-	221,420	-	-	-	-	-	221,420
			Total	-	738,067	-	-	-	-	-	738,067
Staunton	Rail Replacement and Bridge Deck Renewal	Winchester & Western Railroad		3,680,000							
			State Rail Preservation Funds	2,576,000	-	-	-	-	-	-	2,576,000
			Public or Private Matching Funds	1,104,000	-	-	-	-	-	-	1,104,000
			Total	3,680,000	-	-	-	-	-	-	3,680,000
Staunton	WST Tie and Surface Project	Winchester & Western Railroad		1,479,646							
			State Rail Preservation Funds	-	-	1,035,752	-	-	-	1,035,752	
			Public or Private Matching Funds	-	-	443,894	-	-	-	443,894	
			Total	-	-	1,479,646	-	-	-	1,479,646	
Staunton	WST Rail, Tie & Surface Project	Winchester & Western Railroad		1,758,453							
			State Rail Preservation Funds	-	615,459	615,458	-	-	-	1,230,917	
			Public or Private Matching Funds	-	263,768	263,768	-	-	-	527,536	
			Total	-	879,227	879,226	-	-	-	1,758,453	
Total Six-Year Cost of RPF Projects				\$ 67,986,942	\$ 13,186,710	\$ 13,256,566	\$ 11,696,970	\$ 3,936,324	\$ 3,185,824	\$ 1,350,000	\$ 114,599,336

**Commonwealth Rail Fund
Freight Program**

Districts	Project Description	Applicant	Funding Source	Previous Allocations	FY26	FY27	FY28	FY29	FY30	FY31	Total Programmed	
Hampton Roads	Crane Island Study	Virginia Port Authority	CRF	500,000	-	-	-	-	-	-	500,000	
			Local / Private	214,286	-	-	-	-	-	-	-	214,286
			Subtotal	714,286	-	-	-	-	-	-	-	714,286
Richmond	South Anna Siding	Buckingham Branch Railroad	CRF	1,120,000	-	-	-	-	-	-	1,120,000	
			Local / Private	480,000	-	-	-	-	-	-	-	480,000
			Subtotal	1,600,000	-	-	-	-	-	-	-	1,600,000
Lynchburg	Tank Car Repair Modernization	Cathcart	CRF	1,314,000	-	-	-	-	-	-	1,314,000	
			Local / Private	2,135,000	-	-	-	-	-	-	-	2,135,000
			Subtotal	3,449,000	-	-	-	-	-	-	-	3,449,000
Staunton	Pleasant Valley Yard Design	Shenandoah Valley Railroad	CRF	33,600	-	-	-	-	-	-	33,600	
			Local / Private	14,400	-	-	-	-	-	-	-	14,400
			Subtotal	48,000	-	-	-	-	-	-	-	48,000
Hampton Roads	Commonwealth Railway Marshalling Yard Expansion	Virginia Port Authority	CRF	16,721,165	3,343,421	-	-	-	-	-	20,064,586	
			Local / Private	7,166,213	1,432,895	-	-	-	-	-	-	8,599,108
			Subtotal	23,887,378	4,776,316	-	-	-	-	-	-	28,663,694
Hampton Roads	NIT North Lead Design/Study	Virginia Port Authority	CRF	1,500,000	-	-	-	-	-	-	1,500,000	
			Subtotal	1,500,000	-	-	-	-	-	-	-	1,500,000
Staunton	Pleasant Creek Siding	Shenandoah Valley Railroad	CRF	723,923	-	-	-	-	-	-	723,923	
			Local / Private	310,253	-	-	-	-	-	-	-	310,253
			Subtotal	1,034,176	-	-	-	-	-	-	-	1,034,176
Staunton	Clearbrook Transload	Winchester and Western	CRF	2,050,762	-	-	-	-	-	-	2,050,762	
			Local / Private	2,050,762	-	-	-	-	-	-	-	2,050,762
			Subtotal	4,101,524	-	-	-	-	-	-	-	4,101,524
Hampton Roads	Port Norfolk Rail Transload Facility	Norfolk Portsmouth Belt Line	CRF	4,000,000	3,000,000	-	-	-	-	-	7,000,000	
			Subtotal	4,000,000	3,000,000	-	-	-	-	-	-	7,000,000
Hampton Roads	South Street Yard Expansion	Norfolk Portsmouth Belt Line	CRF	-	500,000	1,650,000	3,350,000	-	-	-	5,500,000	
			Subtotal	-	500,000	1,650,000	3,350,000	-	-	-	-	5,500,000
Lynchburg	Rolling Stock Capacity Improvement	Buckingham Branch Railroad	CRF	1,920,000	-	-	-	-	-	-	1,920,000	
			Local / Private	480,000	-	-	-	-	-	-	-	480,000
			Subtotal	2,400,000	-	-	-	-	-	-	-	2,400,000
Staunton	Clearbrook East and West Siding	Winchester and Western Railroad	CRF	759,492	759,492	759,492	-	-	-	-	2,278,476	
			Local / Private	325,497	325,497	325,497	-	-	-	-	-	976,491
			Subtotal	1,084,989	1,084,989	1,084,989	-	-	-	-	-	3,254,967
Hampton Roads	Agricultural Capacity Enhancement	International Feed Corporation	CRF	500,000	-	-	-	-	-	-	500,000	
			Local / Private	500,000	-	-	-	-	-	-	-	500,000
			Subtotal	1,000,000	-	-	-	-	-	-	-	1,000,000
Bristol	Potts Valley Branch Improvements	Norfolk Southern	CRF	-	280,000	2,520,000	2,800,000	-	-	-	5,600,000	
			Local / Private	-	120,000	1,080,000	1,200,000	-	-	-	2,400,000	
			Subtotal	-	400,000	3,600,000	4,000,000	-	-	-	-	8,000,000
Staunton	Pleasant Valley Yard Capacity	Shenandoah Valley Railroad	CRF	-	973,268	-	-	-	-	-	973,268	
			Local / Private	-	417,115	-	-	-	-	-	417,115	
			Subtotal	-	1,390,383	-	-	-	-	-	-	1,390,383
Total Freight Rail Program				44,819,353	11,151,688	6,334,989	7,350,000	-	-	-	69,656,030	
Total CRF				31,142,942	8,856,181	4,929,492	6,150,000	-	-	-	51,078,615	

Rail Planning Division

Districts	Project Description	Applicant	Funding Source	Previous Allocations	FY26	FY27	FY28	FY29	FY30	FY31	Total Programmed		
All	Corridor ID Program	DRPT	CRF	-	-	150,000	150,000	450,000	450,000	450,000	1,650,000		
			Federal	500,000	500,000							1,000,000	
			Subtotal	500,000	500,000	150,000	150,000	450,000	450,000	450,000	450,000	2,650,000	
All	Federal Discretionary Grant Award Match	DRPT	CRF	731,700	975,000	775,000	675,000	675,000	675,000	675,000	5,181,700		
			Subtotal	731,700	975,000	775,000	675,000	675,000	675,000	675,000	675,000	5,181,700	
All	Statewide Rail Planning	DRPT	CRF	1,055,000	750,000	750,000	750,000	750,000	750,000	750,000	750,000	5,555,000	
			Local / Private	-	-	-	-	-	-	-	-	-	
			Federal	-	-	-	-	-	-	-	-	-	
			Subtotal	1,055,000	750,000	750,000	750,000	750,000	750,000	750,000	750,000	750,000	5,555,000
			Planning Total	2,286,700	2,225,000	1,675,000	1,575,000	1,875,000	1,875,000	1,875,000	1,875,000	1,875,000	13,386,700
			CRF	1,786,700	1,725,000	1,675,000	1,575,000	1,875,000	1,875,000	1,875,000	12,386,700		
			Federal	500,000	500,000	-	-	-	-	-	1,000,000		
			Total	2,286,700	2,225,000	1,675,000	1,575,000	1,875,000	1,875,000	1,875,000	13,386,700		

Rail Fund Summary

Fund	Category	Previous Allocations	FY26	FY27	FY28	FY29	FY30	FY31
Rail Preservation	Total State Share - Allocated Projects	\$ 47,590,860	\$ 9,230,697	\$ 9,279,596	\$ 8,187,879	\$ 2,755,427	\$ 2,230,077	\$ 945,000
	RPF State Funds Available		3,996,450	3,948,300	3,900,150	3,876,075	3,871,260	3,861,630
	RPF and Bonds Carryover From Previous Years		1,978,105	-	-	-	1,120,648	2,761,831
	Transfer from CRF Program		3,256,142	5,331,296	4,287,729	-	-	-
	Total State RPF Funds Available		9,230,697	9,279,596	8,187,879	3,876,075	4,991,908	6,623,461
	Total State RPF Funds Unobligated		\$ -	\$ -	\$ -	\$ 1,120,648	\$ 2,761,831	\$ 5,678,461
Commonwealth Rail	Total State Share - Allocated Projects - Freight	\$ 31,142,942	\$ 8,856,181	\$ 4,929,492	\$ 6,150,000	\$ -	\$ -	\$ -
	Total State Share - Allocated Projects - Planning	\$ 1,786,700	\$ 1,725,000	\$ 1,675,000	\$ 1,575,000	\$ 1,875,000	\$ 1,875,000	\$ 1,875,000
	Total Federal Share - Allocated Projects - Planning	\$ 500,000	\$ 500,000	\$ -	\$ -	\$ -	\$ -	\$ -
	CRF State Funds Available		12,480,268	12,618,290	12,995,163	13,365,809	13,800,212	14,185,337
	CRF and Bonds Carryover from Previous Years		3,927,115	2,570,060	3,252,562	4,234,996	15,725,805	27,651,017
	Federal Funds Available		500,000	-	-	-	-	-
	CRF Transfer to RPF Program		(3,256,142)	(5,331,296)	(4,287,729)	-	-	-
	Total State CRF Funds Available		13,651,241	9,857,054	11,959,996	17,600,805	29,526,017	41,836,354
	Total State CRF Funds Unobligated		\$ 2,570,060	\$ 3,252,562	\$ 4,234,996	\$ 15,725,805	\$ 27,651,017	\$ 39,961,354

DRAFT FY 2026 – 2031 SIX-YEAR IMPROVEMENT PROGRAM

 Kimberly Pryor, Infrastructure Investment Director

April 15, 2025

Draft FY 2026-2031 SYIP

	Final FY 2025-2030	Draft FY 2026-2031	Change
Highways*	\$19.3 billion	\$18.8 billion	-\$0.5 billion
Rail & Public Transp.	\$6.5 billion	\$7.0 billion	\$0.5 billion
Total SYIP	\$25.8 billion	\$25.8 billion	\$0.0 billion

*Excludes debt service.

- **Highway Construction Program**
 - Additionally includes \$762.7 million in debt service
 - Provides funding to more than 4,500 projects
 - Current program includes \$2.7 billion to be provided by others

Highlights

- **Incorporates revenue assumptions in the Draft 2026-2031 Six-Year Financial Plan**
 - **Planning for operational needs of the Hampton Roads Bridge-Tunnel Expansion with additional operational funding for VDOT Operations**
 - **Recommended infusion in FY 2026 and on-going base adjustments beginning in FY 2027 and beyond for VDOT maintenance activities and Financial Assistance to Localities**
 - **Allocation of \$300M in GARVEE Bonds - \$100 million in FY 2027, FY 2029, and FY 2031; estimated debt service allocated from federal funding**

Highlights (continued)

- Revenue Sharing state share of funds available is \$100 million annually
- Innovation and Technology Transportation Funds (ITTF) funding from the High Priority Projects Program is \$25M annually
- Unpaved Roads funding from the Construction District Grant Program is \$25M annually
- SMART SCALE Round 6 Staff Recommended Scenario is incorporated
- Passage of SB1082 authorizing the issuance of Special Structures Program Revenue Bonds is incorporated
- Updated State of Good Repair funding distribution percentages that reflect cusp structure eligibility are incorporated

Highlights – Impact to Major Programs

Program	Update Cycle	Final FY2024-2029 Total	Final FY2025-2030 Total	Draft FY2026-2031 Total
State of Good Repair Program (SGR)	Annual	\$2.4B	\$2.4B	\$2.4B
Virginia Highway Safety Improvement Program (VHSIP)	Annual	\$801.3M	\$811.9M	\$790.0M
Special Structures (excluding debt)	Annual	\$540.6M	\$554.0M	\$527.9M
Unpaved Roads	Annual	\$150.0M	\$150.0M	\$150.0M
Innovation and Technology Transportation (ITTF)	Annual	\$150.0M	\$150.0M	\$150.0M
Regional Surface Transportation Program (RSTP)	Annual	\$860.0M	\$877.5M	\$841.1M
Congestion Mitigation Air Quality (CMAQ)	Annual	\$481.1M	\$501.3M	\$474.3M

Highlights – Impact to Major Programs (continued)

Program	Update Cycle	Final FY2024-2029 Total	Final FY2025-2030 Total	Draft FY2026-2031 Total
Construction District Grant (DGP) – including Supplemental Fuel Tax Revenue, excluding Unpaved Roads	Even FY's	\$2.2B	\$2.2B	\$2.2B
High Priority Projects (HPP) – excluding ITTF	Even FY's	\$1.4B	\$1.5B	\$1.4B
Interstate Operations and Enhancement Program (IOEP) – including I-81 Regional Fuels Tax (excluding debt)	TBD	\$1.9B	\$2.0B	\$1.9B
Revenue Sharing (state match only)	Odd FY's	\$708.1M	\$600.0M	\$600.0M
Transportation Alternatives (TAP)	Odd FY's	\$219.9M	\$237.7M	\$227.8M

Proposed New SGR Bridges (millions)

- Approximately \$527M available for VDOT Bridges
- Approximately \$185M available for Local Bridges

District	VDOT Bridges		Local Bridges		Total Bridges	
	# Bridges	Total Cost	# Bridges	Total Cost	# Bridges	Total Cost
Bristol	0	\$0	0	\$0	0	\$0
Culpeper	6	\$46.7	0	\$0	6	\$46.7
Fredericksburg	0	\$0	0	\$0	0	\$0
Hampton Roads	3	\$72.6	2	\$42.5	5	\$115.1
Lynchburg	1	\$11.4	0	\$0	1	\$11.4
NOVA	15	\$90.8	1	\$3.9	16	\$94.7
Richmond	0	\$0	0	\$0	0	\$0
Salem	5	\$29.2	0	\$0	5	\$29.2
Staunton	0	\$0	0	\$0	0	\$0
Total	30	\$250.7	3	\$46.4	33	\$297.1

Proposed New SGR Pavements (millions)

- **FY2026 funds for VDOT SGR Paving were allocated in the FY2025-2030 SYIP**
- **Approximately \$43M available for Local Paving**

District	# Projects	Total Cost
Bristol	5	\$1.6
Culpeper	1	\$0.1
Fredericksburg	0	\$0
Hampton Roads	22	\$11.0
Lynchburg	7	\$3.9
NOVA	2	\$1.0
Richmond	3	\$0.8
Salem	4	\$3.6
Staunton	3	\$1.5
Total	47	23.5

Proposed New Safety Improvements (millions)

- Approximately \$70M available for VDOT and Local Systemic Improvements

District	# Projects	Total Cost
Bristol	5	\$0.8
Culpeper	0	\$0.0
Fredericksburg	4	\$11.2
Hampton Roads	2	\$1.7
Lynchburg	2	\$14.5
NOVA	5	\$5.3
Richmond	8	\$5.7
Salem	4	\$18.8
Staunton	4	\$9.7
Total	34	\$67.8

Proposed SMART SCALE Staff Recommended Scenario (millions)

District	DGP	Cost	HPP	Step 1		Step 2		Total		Remaining	
				# Projects	Amount DGP	# Projects	Amount HPP	# Projects	Funding	DGP	HPP
Bristol	\$36.9	\$0.0	\$0.0	3	\$27.2	0	\$0.0	3	\$27.2	\$9.8	
Culpeper	\$68.0	(\$6.6)	\$0.0	3	\$57.0	1	\$36.4	4	\$93.5	\$4.3	
Fredericksburg	\$76.2	\$0.0	\$0.0	3	\$73.5	1	\$16.8	4	\$90.3	\$2.7	
Hampton Roads	\$121.6	\$0.0	\$0.0	10	\$111.9	1	\$27.3	11	\$139.2	\$9.7	
Lynchburg	\$85.9	\$0.0	\$0.0	4	\$82.4	0	\$0.0	4	\$82.4	\$3.5	
Northern Virginia	\$97.4	\$0.0	\$0.0	4	\$88.7	0	\$0.0	4	\$88.7	\$8.8	
Richmond	\$104.9	\$0.0	\$0.0	6	\$82.6	8	\$255.8	14	\$338.5	\$22.2	
Salem	\$64.3	\$0.0	\$0.0	3	\$53.9	0	\$0.0	3	\$53.9	\$10.3	
Staunton	\$39.4	(\$6.0)	\$0.0	3	\$25.3	3	\$44.7	6	\$69.9	\$8.1	
Statewide	\$0.0	\$0.0	\$384.7				\$0	0	\$0.0		\$3.6
Total	\$694.6	(\$12.6)	\$384.7	39	\$602.5	14	\$381.0	53	\$983.6	\$79.5	\$3.6

Step 1: Fund top scoring projects within each district eligible for DGP funds using DGP funds until remaining funds are insufficient to fund the next highest scoring project.

Step 2: Fund top scoring projects statewide eligible for HPP funds using HPP funds until remaining funds are insufficient to fund the next highest scoring project.

Proposed New ITTF Improvements (millions)

- Approximately \$50M available for new ITTF projects

District	Description	Total Cost
Hampton Roads	Advance Roadway Technology	\$23.2
NOVA	Scalable Digital Models	\$1.9
Richmond	Advance Roadway Technology	\$19.5
Salem	Adaptive Control and Detection Route 460B	\$1.1
Salem	Interchange Queue Monitoring	\$0.5
Statewide	Operational Enhancements via ATMS	\$0.8
Total		\$47.1

Next Steps

- **Conduct Spring Public Meetings**
 - Meeting materials available on-line
<https://www.ctb.virginia.gov/planning/springmeetings2025/default.asp>
- **Adopt SMART SCALE Round 6 Consensus Scenario May 2025**
- **Make necessary adjustments based on approved budget**
- **Adopt Final 2026-2031 Six-Year Improvement Program in June 2025**

<p>Tuesday, April 22 Richmond District Hawthorne Auditorium 2430 Pine Forest Drive Colonial Heights, VA 23834</p>	<p>Wednesday, April 23 Lynchburg District Ramey Auditorium 4303 Campbell Avenue Lynchburg, VA 24501</p>	<p>Thursday, April 24 Hampton Roads District James River Auditorium 7511 Burbage Drive Suffolk, VA 23435</p>
<p>Tuesday, May 6 Fredericksburg District Auditorium 86 Deacon Road Fredericksburg, VA 22405</p>	<p>Wednesday, May 7 Culpeper District Auditorium 1601 Orange Road Culpeper, VA 22701</p>	<p>Thursday, May 8, 5 p.m. Northern Virginia District Potomac Conference Room 4975 Alliance Drive Fairfax, VA 22030</p>
<p>Tuesday, May 13 Southwest Virginia Higher Education Center One Partnership Circle Abingdon, VA 24210</p>	<p>Wednesday, May 14 Holiday Inn Valley View 3315 Ordway Drive Roanoke, VA 24017</p>	<p>Thursday, May 15 Blue Ridge Community College, Robert E. Plecker Workforce Center One College Lane Weyers Cave, VA 24486</p>



OVERVIEW OF 2025 GENERAL ASSEMBLY SESSION

KEY BILLS AND BUDGET ITEMS IMPACTING VDOT

Jo Anne Maxwell

Director, Governance and Legislative Affairs

As of April 11, 2025

THE 2025 SESSION AT A GLANCE

- Prefiling began July 15, 2024 and ended January 8, 2025
- Short session - convened January 8th and adjourned February 22nd
- Approximately 3,100 bills/resolutions were introduced/reviewed
- VDOT tracked approximately 228 bills (95 direct and 133 indirect)
- The House/Senate passed ~1989 and defeated ~1458 legislative items (includes items carried over from prior session)
- Reconvened Session was April 2nd
- Final Disposition of bills noted—several, including the budget, await Governor’s action post-reconvened session.

VDOT AGENCY BILLS

- **SB 1082— Signed by Governor**

- **Commonwealth Transportation Special Structures Program Revenue Bond Act of 2025**

- Authorizes the CTB to issue revenue bonds: "Commonwealth of Virginia Special Structures Program Revenue Bonds"
 - Aggregate principal amount cannot exceed \$1 billion total or \$200 million in any single fiscal year
 - Issuance to begin in 2028

- **HB 2503/SB 1173—Signed by Governor**

- **Virginia coordinate systems; federal updates**

- Updates several references in Code to the Virginia Coordinate System of 2022 (last update 1983) and aligns state law with federal changes with respect to measurement standards
 - The bill replaces the U.S. survey foot (conversion factor) with the international foot (conversion factor)
 - Effective when ODU certifies to Code Commission issuance of 2022 State Plane Coordinate System by NOAA—expected in 2025 or 2026

- **SB 1340—Signed by Governor**

- **Commissioner of Highways; repeals redundant/obsolete reporting requirements**

- Removes requirement for reporting on the ITTF in the VDOT biennial report (ITTF report still retained as stand-alone annual report)
 - Removes reporting requirements for certain information/statistics related to performance or payment bonds, waivers, and self-bonding program enrollment--all tied to a Code provision repealed in 2022

Key Bills Impacting Highways/Rights of Way

Eminent domain

- **HB 1690— Signed by Governor**
Documents to be provided to landowner for acquisitions
 - Requires a report be provided to landowner showing all matters that affect the current ownership, existing liens, encumbrances, and other matters affecting title as of the date of the title report.
- **SB 1158-- Governor's Amendment Approved**
Condemnation proceedings
 - Makes various changes to provisions governing eminent domain, primarily relating to procedures and documentation in condemnation proceedings and the transfer of a defeasible title by certificate Amendment:
 - Changes to title-related documentation provided to landowners apply only to offers to take/damage property made on or after 1/1/26.

Naming Bills

- **HB 1793 Captain Matthew "Chevy" Chiaverotti Memorial Bridge—Signed by Governor**
 - Designates bridge on I-264 over Rosemont Road in VA. Beach.
- **HB 1853/SB 1428 Deputy Hunter D. Reedy Memorial Bridge — Signed by Governor**
 - Designate bridge on Adwolfe Road and U.S. Route 11/State Route 660 over Interstate 81 in Smyth County.

Key Bills Impacting Highways/Rights of Way, cont'd

License Plate Readers

- **HB 2724– Governor’s Amendment not approved—bill returned to Governor**

Use of automatic license plate recognition systems

- Would impose new compliance and reporting requirements for local and state police use of Automatic License Plate Readers (ALPRS). A land use permit would be required in order for ALPRS to be installed on VDOT Right of Way.
- Language calls for CTB regulations to address permits—will be exempt from the Administrative Process Act.

Regional Highway Program

- **HB 2466-- Vetoed by Governor**

Hampton Roads Interstate Highway Corridor Improvement Program and Fund; Hampton Roads Highway Coastal Resilience Program and Fund; Planning District 23-- Would have established under HRTAC:

- Corridor program for planning, developing, financing, building, constructing, acquiring, controlling, or otherwise making infrastructure and safety improvements to, or maintaining the infrastructure of, (i) new or existing highway corridors connected to, surrounding, or paralleling interstate highways in Planning District 23 and (ii) new or existing highways, bridges, and tunnels that are components of three-digit interstate highways in Planning District 23.
- Coastal Resilience program for development, delivery, maintenance of infrastructure at risk due to recurrent and coastal flooding in PD23
- No funding mechanism

Key Bills Impacting Highway Safety/Law Enforcement

- **HB 2475 Use of safety belts - Signed by Governor**
 - Requires all adult passengers to wear a seat belt when vehicle is in motion
- **HB 2074 Portable changeable message signs; certain vehicles - Signed by Governor**
 - Authorizes certain towing, traffic management, and highway maintenance vehicles to use/display portable changeable message signs without prior authorization from VDOT, if use complies with state/federal law
 - Purpose is to allow AAA and others to display “move over” and safety-related signage during towing, etc.
- **HB 2096 Intelligent Speed Assistance Program established; penalty. Governor’s Amendment Approved**
 - Establishes the Intelligent Speed Assistance Program to be administered by the Commission on the Virginia Alcohol Safety Action Program—involves use of technology to prevent speeding in vehicles owned by enrollees.
 - The bill authorizes enrollment in such Program as an alternative to suspending a person's driver's license upon such person's conviction of certain speed-related offenses.
- **HB 2718 Photo speed monitoring devices; school crossing zones – Governor’s Amendment Approved**
 - Requires recorded images produced by a photo speed monitoring device placed in a school crossing zone to depict or confirm a portable sign or tilt-over sign is in position and is blinking or otherwise activated
- **SB 1233 Pedestrian crossing & stop sign violation monitoring systems; speed safety cameras-Vetoed by Governor**
 - Would have authorized state/local law-enforcement agencies to place/operate pedestrian crossing and stop sign violation monitoring systems in school crossing zones, highway work zones, and high-risk speed corridors. Would have made other changes to photo-speed enforcement provisions.

KEY STUDIES

- **HB 2627 –Study of Autonomous Driving Systems--Signed by Governor**
 - Autonomous driving systems work group to be established to study issues/issue report (led by Sec of Transportation in consultation with Sect of Public Safety) – due 11/1/26
- **HB2724-- Use of automatic license plate recognition systems—Governor’s Amendment not approved—bill returned to Governor**
 - VDOT to provide the Virginia State Crime Commission with data on the number of applications for a land use permit for the installation of an automatic license plate recognition system by or on behalf of a law-enforcement agency, and the number of such permits issued for specified periods, broken down by each individual law-enforcement agency.
- **SJ 263 --Surry County; VDOT to study need for constructing bridge to James City County or Charles City County**
 - VDOT to study the need and options for constructing a bridge from Surry County to James City County or Charles City County– due at start of 2027 session
- **HB 1615—Transportation infrastructure and projects; noise analysis—“Passed by with a letter”**
 - Letter requests VDOT to study issues surrounding requests for retrofit soundwalls not associated with a project.

KEY BUDGET ITEMS—GOVERNOR ACTION PENDING on BUDGET

- 441 #C.9 Adjustment to Supplemental Toll Relief for certain users of ERC facilities
- 441 #D.1,2 Elimination of Tolls on Coleman Bridge January 1/1/2026 and TFRA payback “forgiveness”
- 441 #1.c. VDOT/DRPT to examine ways to minimize or eliminate, when practical, tolling for transit vehicles.—Governor Amendment to remove passed by



Virginia Department of Transportation

2025 General Assembly Update

Rail and Transit Bills and Budget
Amendments of Interest



DRPT-Related Bills of Interest

Bill Number/Patron	Description
HB 1603 (Del. Runion) SB 1144 (Sen. Obenshain)	Commonwealth Rail Fund; Rail Preservation Fund—Signed by Governor. Changes the amount of funding that DRPT may transfer from the CRF to the Rail Preservation (Shortline) Fund from a \$4M cap to up to 50 percent of DRPT's share of the CRF.
HB 1682 (Del. Cohen) SB 1269 (Sen. Pekarsky)	Surplus Lines Broker, person not subject to annual taxes, etc—Signed by Governor. Exempts providers of surplus lines insurance to the Virginia Railway Express from certain taxes, thus not passing the cost of those taxes to VRE. <i>Note: Similar legislation was introduced last year but failed in committee.</i>
SB 1317 (Sen. McPike)	Transportation district commissions; contracts or agreements—Signed by Governor. Expands the authority of Transportation District Commissions to enter into contracts or agreements with nearby localities, TDCs or Planning District Commissions.

Budget amendments of note

Note: at time of writing, the amended budget has not been signed and is pending.

Item Number	Description
433 #1c	Changes the State General Fund support for WMATA. Instead of \$60.2M in FY 2025 and \$84.5M in FY 2026, as was included in the adopted biennial budget, Chapter 1, this budget amendment combines total General Fund support into FY 2025 only, and reduces the total by ~\$7.8M. This reduction reflects the updated Virginia share of WMATA support.
433 #2c	Provides a one-time \$200,000 general fund investment in Hampton Roads Transit.
441 #1c (VDOT)	Directs VDOT and DRPT to work with toll operators to mitigate the charging of tolls for public transit buses.



Director's Report

April 2025



Next Stop: 2030

DRPT's Strategic Plan

Create a positive impact on the Commonwealth: Provide support and solutions to positively impact the lives of Virginians, the economy, and the environment

Foster innovative practical solutions: Challenge the status quo, creating solutions while sharing new ideas and innovative practices that contribute to better transportation outcomes

Convene with partners and stakeholders: Bring together the right people at the right time to leverage resources, address important transportation issues, and create the best solutions collaboratively

Cultivate a sustainable well-managed organization: Deliver exceptional service with an engaged workforce that effectively manages public assets and promotes transparency

Create a positive impact on the Commonwealth

Improve access to reliable transportation.

- On March 20, DRPT joined Blacksburg Transit for the ribbon-cutting of their Multi-Modal Transit Facility. The facility will be the new transfer point for four different public transit operators and two private transportation operators. DRPT has been a key partner on the project throughout the planning, design, and construction phases.

Increase throughput of people and goods.

- WMATA Virginia January 2025 ridership was 6 million, 12% higher than January 2024.
- WMATA reported that it transported one million people (systemwide including Maryland and DC riders) on March 28. That was the agency's busiest day since March 2020.
- VRE January 2025 ridership was 117,000, down 9% from January 2024. This is likely due to several severe weather days, and before return-to-office mandates ramped up that led to ridership increases in February and March 2025.
- Virginia Agencies January 2025 ridership was 4.2 million, 1% higher than January 2024. Revenue hours (the cumulative hours transit vehicles are in operations) was lower than December 2024, due to several severe weather days, which negatively impacted ridership.

Promote factors driving economic vitality and development.

- On March 18, DRPT attended the Petersburg City Council meeting as part of a presentation with Kimley-Horn and Petersburg Area Transit on the Petersburg Transit Modernization Initiative. This project is part of an FTA Areas of Persistent Poverty grant awarded last year, focusing on service operations, needs assessment, and fleet management for the City of Petersburg.

Foster innovative practical solutions

Be the 'go-to' organization for best practices, technical assistance, and implementation of innovative transportation solutions.

- In March, DRPT spoke with the Virginia Joint Commission on Health Care to discuss topics related to their study, *Strategies to Address Transportation-Related Barriers to Health Care*. The study aims to describe the types of transportation barriers to health care in Virginia, identify and evaluate existing interventions and programs, and identify strategies Virginia could implement to address these barriers.

Align program and funding criteria to support practices to revolutionize transportation.

- On March 17, DRPT conducted a kickoff meeting for the Rural Strategy Advisory Committee, which will help provide direction for the Rural Transit Strategy initiative. This initiative will provide DRPT with some recommendations on how to prioritize limited FTA 5311 rural transit funding.

Convene with partners and stakeholders

Collaborate proactively with partners and stakeholders.

- On February 28, DRPT Director Robinson participated in the DMVMoves Joint Government Partners and Community Partners Advisory Group meeting. The Advisory Groups received updates from WMATA staff on Metro's new direction on a preferred long-term funding scenario, which will include reducing the state of good repair backlog from \$4 billion today to a steady state of about \$2 billion by 2050, modernization of the Metrorail signal system, and funding for capital improvements such as bus priority that will make operations more efficient.
- On March 12, DRPT participated in the Southeast Rail Forum in Raleigh to coordinate with member states regarding best practices for freight and passenger rail projects, with a focus on maximizing federal dollars for rail infrastructure that benefits the economic health of the region.

Engage with partners and stakeholders at the right time to maximize DRPT's influence.

- On March 27, the WMATA Board approved a staff report on the Public Hearing and Mass Transit Plan change for the addition of a new west entrance to the Ballston-MU Metrorail station in Arlington. The \$177 million project includes \$10 million in SMART SCALE funding from the Commonwealth.

Cultivate a sustainable well-managed organization

Promote DRPT's compelling story and valuable contribution with internal and external stakeholders.

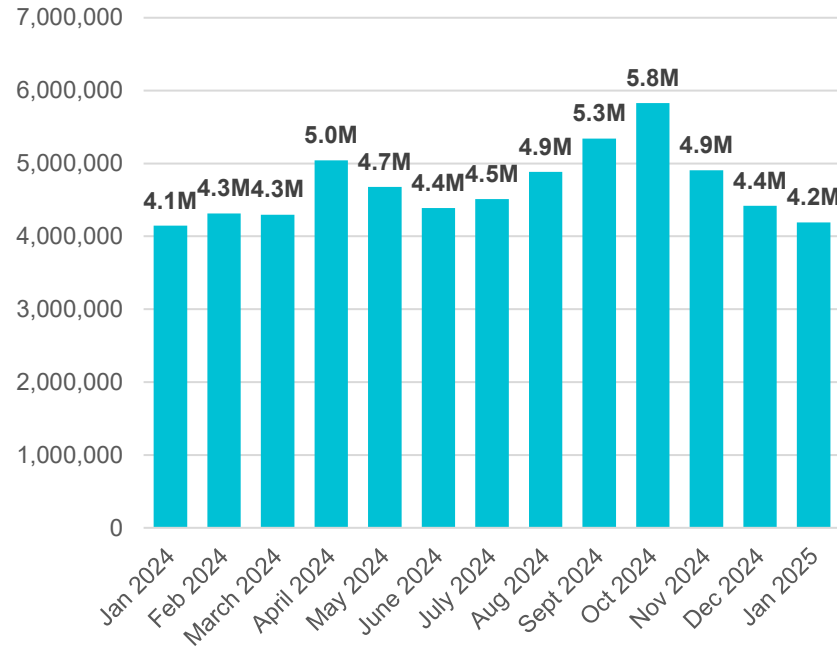
- DRPT has launched the “Our Story” section on its website. Our story talks about DRPT’s accomplishments in FY2024, provides an overview of the agency and its funding, and discusses the positive benefit the agency has on the Commonwealth. It was designed using ArcGIS software, the same as our Open Data Portal. This entire project was completed in-house without the use of consultants.
- On March 14, Director Robinson participated in a panel discussion at the Northern Virginia Transportation Alliance’s Northern Virginia Policymakers Breakfast in Fairfax. VDOT’s Northern Virginia District Administrator also participated in the panel

Be good stewards of public resources.

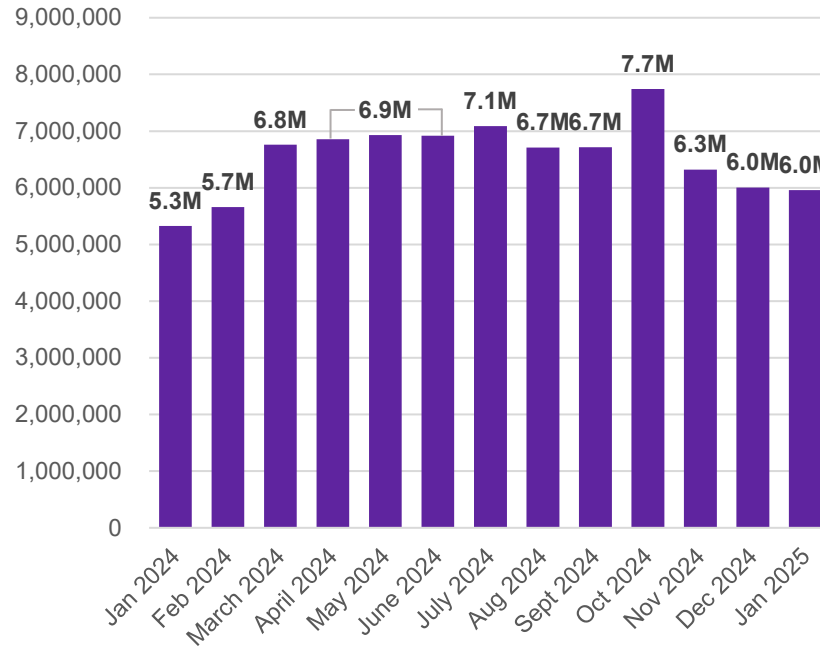
- DRPT inspected two Norfolk Portsmouth Beltline projects that are in progress in Portsmouth and Chesapeake, Virginia. The projects are funded in part by DRPT's Rail Preservation Program, which is meant to maintain a state of good repair for Virginia's shortline railroads. The work includes some general infrastructure upgrades and improvements to NPBL's Mainline Bridge, which incurred major damage last June when it was struck by a tugboat.

Statewide Transit Ridership

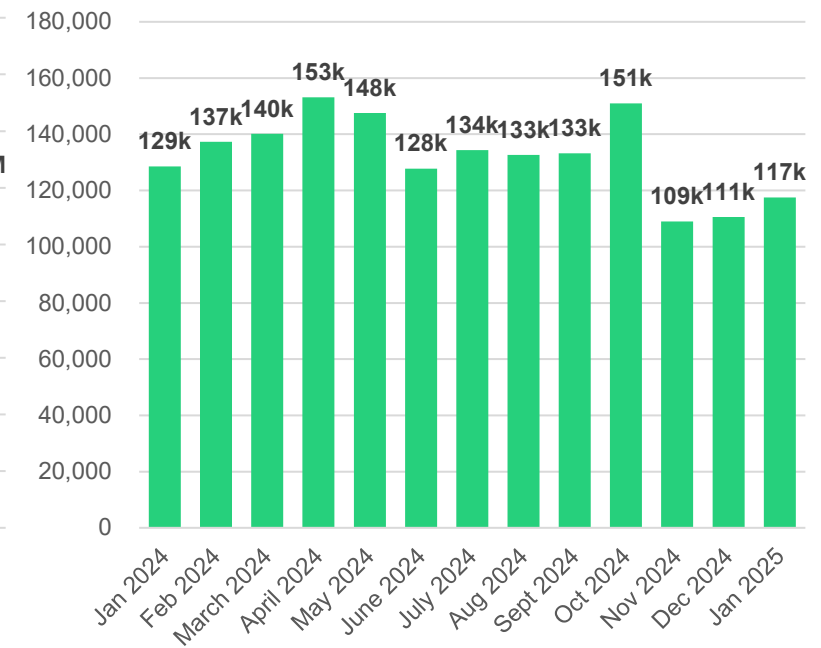
Statewide Transit Ridership – January 2024 to January 2025



Virginia Agencies



WMATA



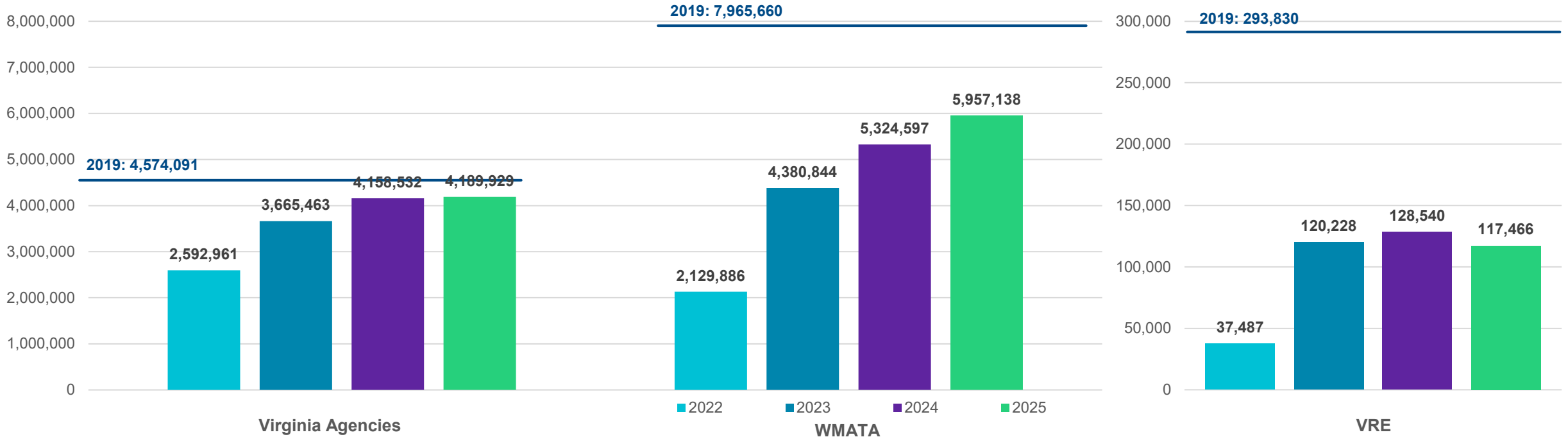
VRE

Agencies	Jan 2024	Feb 2024	March 2024	April 2024	May 2024	June 2024	July 2024	Aug 2024	Sept 2024	Oct 2024	Nov 2024	Dec 2024	Jan 2025	Total*
Virginia Agencies	4,145,959	4,315,366	4,297,568	5,042,731	4,676,698	4,390,153	4,511,440	4,884,296	5,341,916	5,827,866	4,905,143	4,419,335	4,189,929	56,802,441
VRE	128,540	137,284	140,182	153,139	147,561	127,770	134,350	132,607	133,247	150,972	109,026	110,625	117,466	1,594,229
WMATA	5,324,597	5,660,243	6,759,533	6,856,539	6,930,758	6,916,793	7,089,451	6,710,201	6,717,554	7,742,372	6,320,579	6,005,122	5,957,138	79,666,283
All Agencies + VRE + WMATA	9,599,096	10,112,893	11,197,283	12,052,409	11,755,017	11,434,716	11,735,241	11,727,104	12,192,717	13,721,210	11,334,748	10,535,082	10,264,533	138,062,953

*Last 12 Months

Statewide Ridership Comparison: January Year-to-Year

Ridership Comparison: Year-to-Year
2022 – 2025



Mode	2022	2023	2024	2025	2025 vs 2022	2025 vs 2023	2025 vs 2024
Virginia Agencies	2,592,961	3,665,463	4,158,532	4,189,929	62%	14%	1%
VRE	37,487	120,228	128,540	117,466	213%	-2%	-9%
WMATA	2,129,886	4,380,844	5,324,597	5,957,138	180%	36%	12%
All Agencies + VRE + WMATA	4,760,334	8,166,535	9,611,669	10,264,533	116%	26%	7%

Virginia Breeze Ridership - January

In January 2025, ridership on VA Breeze routes totaled 4,628 which was:

- 162% higher than original estimates, and
- 9% higher than January 2024

For the month of January 2025, the VA Breeze contributed to a reduction of 170 metric tons of CO₂ equivalent emissions.

Valley Flyer:

- Ridership – 5% higher than January 2024
- Farebox Rev. – 3% higher than January 2024

Piedmont Express:

- Ridership – equal to January 2024
- Farebox Rev. – equal to January 2024

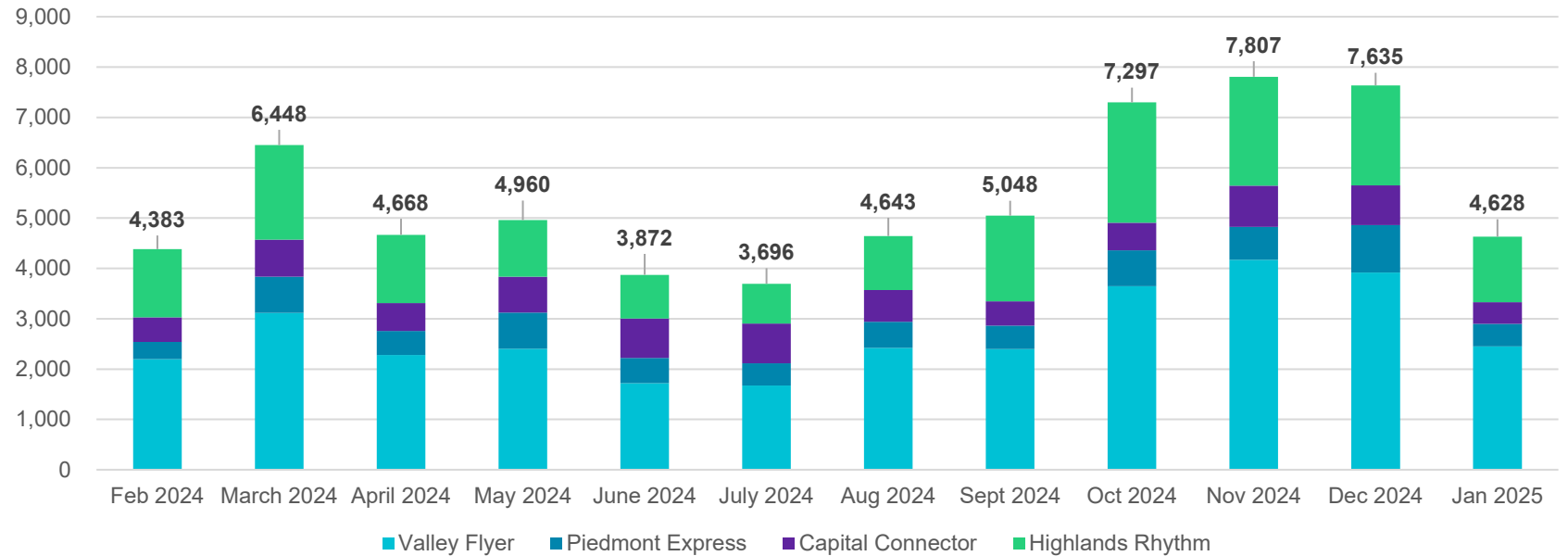
Capital Connector:

- Ridership – 6% lower than January 2024
- Farebox Rev. – 7% lower than January 2024

Highlands Rhythm:

- Ridership – 26% higher than January 2024
- Farebox Rev – 29% higher than January 2024

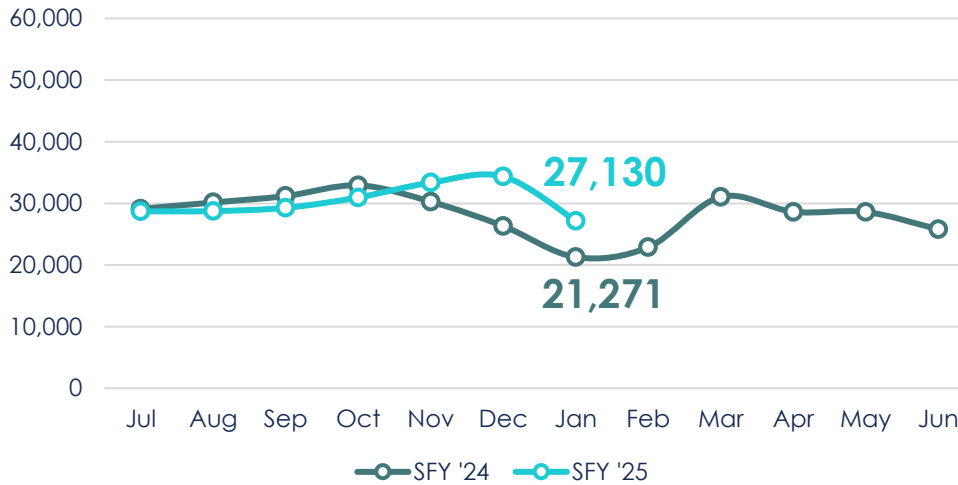
Virginia Breeze Ridership by Route – February 2024 to January 2025



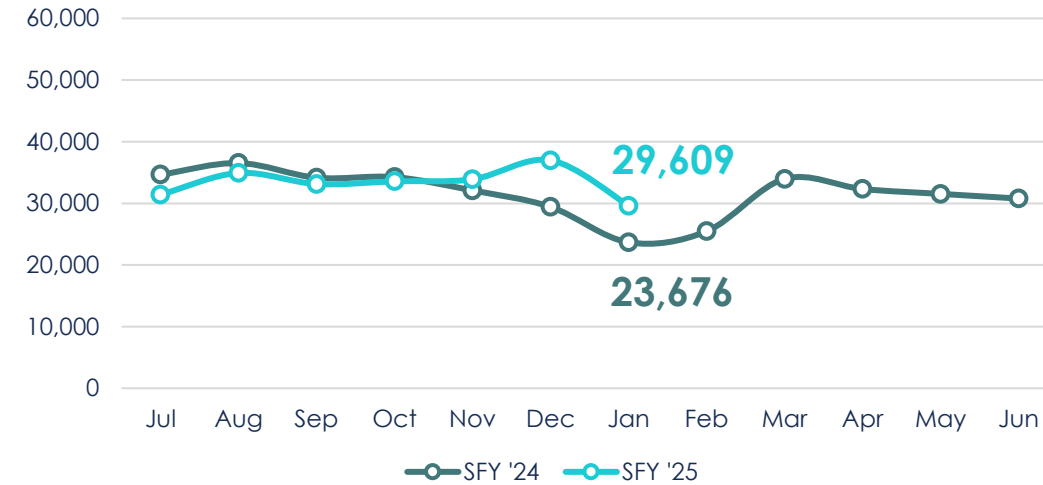
Route	Feb 2024	March 2024	April 2024	May 2024	June 2024	July 2024	Aug 2024	Sept 2024	Oct 2024	Nov 2024	Dec 2024	Jan 2025	Total
Valley Flyer	2,196	3,117	2,281	2,404	1,722	1,676	2,421	2,399	3,645	4,171	3,920	2,448	32,400
Piedmont Express	343	719	476	719	500	440	518	467	717	656	940	448	6,943
Capital Connector	488	736	551	714	781	789	631	483	545	816	790	432	7,756
Highlands Rhythm	1,356	1,876	1,360	1,123	869	791	1,073	1,699	2,390	2,164	1,985	1,300	17,986
All Routes	4,383	6,448	4,668	4,960	3,872	3,696	4,643	5,048	7,297	7,807	7,635	4,628	65,085

Virginia-Supported Amtrak Monthly Ridership by Route FY25 vs. FY24

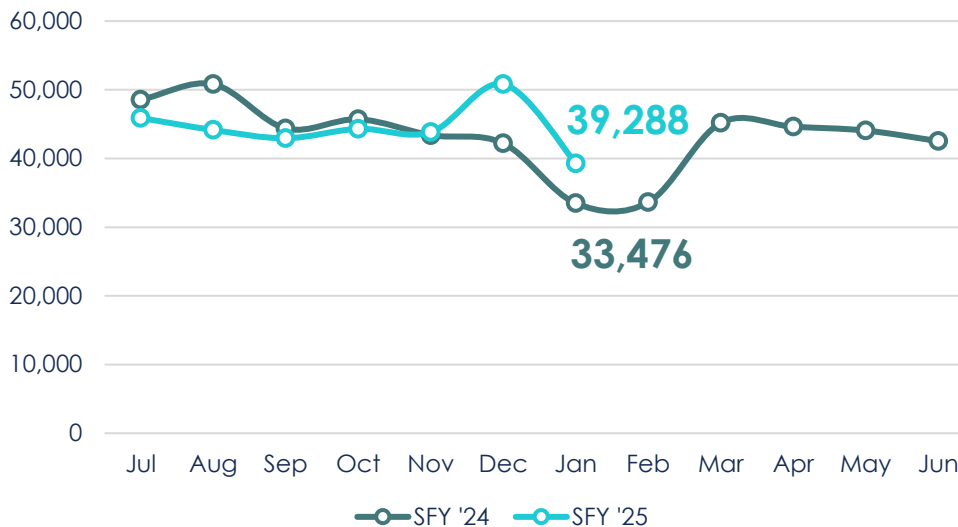
Route 46: Roanoke (+27.5%)



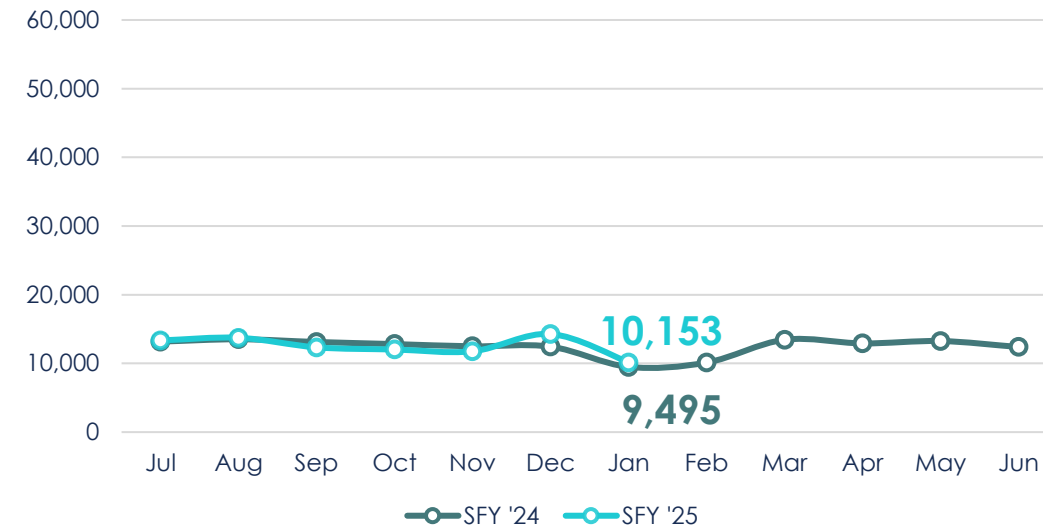
Route 47: Newport News (+25.1%)



Route 50: Norfolk (+17.4%)



Route 51: Richmond (+6.9%)



Friday – Sunday are most popular ridership days.

Despite cancellations due to weather & infrastructure improvements, all four routes were positive YoY.



Virginia & Comparable State-Supported Service Ridership

Normalized: Monthly Ridership ÷ Trains

